




Directorate General Environment, Unit E.4. LIFE

Ex-Post Evaluation of Projects and Activities Financed under the LIFE Programme

Country-by-country analysis

France

July 2009



COWI

COWI A/S

Parallevej 2
DK-2800 Kongens Lyngby
Denmark

Tel +45 45 97 22 11

Fax +45 45 97 22 12

www.cowi.com

Directorate General Environment, Unit E.4.
LIFE

Ex-Post Evaluation of Projects and Activities Financed under the LIFE Programme

Country-by-country analysis

France

July 2009

Document no. 1
Version b
Date of issue July.2009

Prepared BIM, IL
Checked
Approved BIM

This report has been prepared as a result of an independent evaluation by COWI being contracted by the Directorate General Environment
The views expressed are those of the Consultant and do not necessarily reflect those of the European Commission.

Table of Contents

1	Executive summary	2
2	Introduction	2
3	Environmental policy overview	2
4	Overview of LIFE projects in France	3
5	Effects of projects implemented	4
5.1	Results and impacts for Nature projects	4
5.2	Results and impacts for Environment projects	4
6	The effectiveness of projects	5
7	The sustainability of projects	6
8	The utility of projects	6

Table of Appendices

Appendix 1	Comprehensive overview of LIFE Projects in France
Appendix 2	Summary tables on LIFE Environment projects in France
Appendix 3	Summary tables on LIFE Nature projects in France

1 Executive summary

The 104 LIFE Environment projects co-financed by the LIFE Programme during 1996-2006 were mainly related to nature, water, waste, or environmental management. The 60 LIFE Nature projects, co-financed by the LIFE Programme, were highly diversified, addressing over 40 different species and more than 20 different habitats (not counting multiple-habitats projects). The LIFE Nature programme has played an important role in the improvement of Natura 2000 sites management, and site restoration. LIFE Environment projects, mainly carried out by industrial beneficiaries, were often innovative (a new industrial process or technology was developed, tested or validated), and often viable.

At project level, the degree of effectiveness is generally high, with most projects delivering the expected results. At programme level, there is no doubt that projects are effective in fulfilling the LIFE programme objectives. From a general point of view, the degree of sustainability of projects, both for LIFE Nature and LIFE Environment, appears to be good. Overall, LIFE projects fit very well within the priorities laid out in the 6th EAP. At national level, the utility of LIFE projects is ensured through the way France has organised its National Focal Points, as projects are selected at that level according to both national and EU priorities. Most stakeholders also agree that the LIFE programme is a unique (and in France, also a very successful) financing instrument.

2 Introduction

This country report on the implementation of the LIFE Programme in France is part of the overall ex-post evaluation of the LIFE Programme. The evaluation was commissioned in July 2008 and covers all LIFE projects initiated during the period 1996-2006. The overall objective of the evaluation is to assess the relevance and impact of the activities and projects financed under the LIFE Programme. The evaluation comprises country studies in all Member States except Bulgaria, which has never had any LIFE projects. This report documents the analysis carried out on the implementation of the LIFE Programme in France. The ex-post evaluation focuses on assessing the effect of the LIFE Programme on Europe's nature and environment by analysing the results and impacts of LIFE projects implemented under the Nature (NAT) and Environment (ENV) components. The results and impacts have further been assessed along three main evaluation criteria:

- Effectiveness, i.e. the extent to which planned objectives have been reached;
- Sustainability, i.e. the extent to which positive impacts have continued or are likely to continue;
- Utility, i.e. the extent to which impacts address key environmental needs and priorities in the EU and for the stakeholders concerned.

3 Environmental policy overview

France's environmental policy and priorities are in line with European priorities contained in the four priority action fields of the 6th Environmental Action Programme: climate change and energy; nature and biodiversity; environment and health; natural resources and waste. By the end of June 2006, France had transposed all environmental directives to date into its national legislation. France's priorities at the end of the LIFE programme period are well illustrated by the mandate of the Ministry of Environment and Sustainable Development and Territorial Planning (2001-2007), which was specifically in charge of: climate change and the fight against global warming; the protection of biodiversity and natural heritage; risk prevention; the fight against pollution; water policy, and sustainable development..

Environmental issues, specifically climate change/energy and health (and related matters) are among the growing concerns in France. This has translated into the adoption, in 2006, of the Environmental Charter, enshrined under the Constitution, or the process of the Environmental Grenelle in 2007 (a major consultation process launched in the summer of 2007 which aimed at creating a broad consensus on French environmental policy). Climate change and energy have been among the priorities of the French presidency of the Union (July-December 2008) with the so-called “climate-energy package”.

4 Overview of LIFE projects in France

During the period 1996 to 2006, the LIFE Programme co-financed 164 projects in France, namely 60 Nature projects and 104 Environment projects. A full overview table of the projects is provided in Appendix 1. Table 4.1 provides a brief overview. Additional summary tables are shown in Appendix 2 and Appendix 3.

Table 4.1 Overview of LIFE projects 1996-2006 in France

	Number of projects	Total LIFE contribution (million EUR)	Main themes covered ¹	Average LIFE contribution per project (million EUR)	Average project duration (years)
Environment	104	60.8	Natural resources and waste (38%) Water (27%)	0.6	3.3
Nature	60	43.5	Habitats (68%)	0.7	4.6

Source: BUTLER

The **LIFE Environment** projects co-financed by the LIFE Programme are mainly related to water (waste water treatment; water management; water quality improvement or water pollution prevention); waste (waste management, waste reduction, waste recycling), or environmental management (eco-management, environmental impact of tourism or agriculture, urban transport). The typical type of beneficiary was industry (international enterprise and SME) with 36 per cent of all projects (38 projects), followed by the NGOs category with just over 11 per cent (12 projects).

The **LIFE Nature** projects co-financed by the LIFE Programme during 1996-2006 are highly diversified, addressing over 40 different species and more than 20 different habitats (not counting multiple-habitats projects). Apart from bird species, LIFE Nature projects concern mainly fresh water fish (4 different species and six projects) and mammals (eight species for seven projects). Three species (salmon, kestrel and wolf) have each benefited from two projects, and one species (the bearded vulture) from three. Projects targeting specific plant species were extremely rare (three projects only). The typical type of beneficiary was NGOs, which accounted for 29 projects in total (48 per cent).

¹ For the purpose of this evaluation, the LIFE projects were categorised according to the thematic structure of the LIFE+ Programme (ref. Regulation EC No. 614/2007, Annex II). The themes included for LIFE Nature: Habitat Directive, Birds Directive and Biodiversity. For LIFE Environment: Climate change, air, water, soil, forests, natural resources and waste, chemicals, urban environment, strategic approaches.

5 Effects of projects implemented

5.1 Results and impacts for Nature projects

While it is not possible to estimate the size of the Natura 2000 area in France affected by LIFE Nature projects (it is not often mentioned in the project summary, and when it is, it is generally unclear how much of it was directly affected by the project's activities), it can be safely said that tens of thousands of hectares have been affected since about 50 Natura 2000 areas have benefited from a LIFE Nature project (out of 1,674 sites covering a total area of 94,492 km², or an average of 5,645 ha per site). Most of them (when mentioned in the project's summary) fall under the Habitats Directive.

It is not always easy to distinguish between species and habitat projects. Projects aimed at conserving a species often involved conserving or restoring its habitat. Likewise, two-fifths of the projects conserving a priority habitat also resulted in conserving a priority species dependant on that habitat. Generally, "species" projects include designing a management plan, or a species action plan, though their impact is difficult to assess in the short term (plans have not yet been approved, or have only recently begun implementation).

The LIFE Nature programme has been important in regard to Natura 2000 sites management (which improved markedly thanks to LIFE) and site restoration². Before the LIFE programme, France lagged behind in this respect, while the situation is now much brighter. A good illustration of this is that three-quarters of the projects (inferred from project summaries) have led to improved management capacities and the adoption of management plans (for species or habitats/areas), often together with the designation or establishment of protected areas.

Project summaries show that, LIFE Nature projects have also had an indirect effect. In particular, one-third of LIFE Nature projects have led to improved implementation frameworks, such as guidelines aimed at local/regional authorities or agencies. About one-third of projects have also served as best practice or demonstration projects, either to be used at other sites or with other species, although it would be difficult to determine how many other sites have been concerned, this information is not readily available, not even to project managers (as shown by the interviews). Synergy between projects also proved to be good. One-third of the projects stem from a previous one, or lead to a following one, or favours/initiates a concomitant project (be it a LIFE or not LIFE project).

5.2 Results and impacts for Environment projects

While projects were generally successful in delivering most of the planned results (only a couple of projects turned out to be complete or near complete, failures), their impact is not easy to assess as often impacts can only be felt or measured in the long term. This is particularly valid for projects aiming at designing and implementing management plans (environment, waste or water for example). There is no doubt, though, that the environment will have benefited from the LIFE programme, not only at local level, but also at national or European level, as some projects involved entire river basins, large forest areas, or long coastal stretches.

Furthermore, additional (indirect) benefits to the environment is likely to come from awareness raising activities, communication, or environmental education initiatives. These were often included in project activities, and the data indicates that they have often been quite successful at reaching large numbers of

² Project studies, interview with LIFE Unit desk officer

people (through events for schools, leaflets, information boards, web pages, educational modules, press articles, TV programmes, etc.). Likewise, additional benefits are likely to come from the good level of international cooperation, and the sharing and upscaling of good practice that was often involved in LIFE Environment projects in France (contrary to LIFE Nature). International cooperation, not surprisingly, mostly concerned the Water theme and the Natural Resources and Waste theme. The outcome of international cooperation was, however, mitigated. When international partners were truly involved and motivated, international cooperation was extremely positive, but if international partners were added merely in order to boost a project's score and were not particularly interested in the project, then international cooperation was a barrier to project success.

The LIFE Environment projects carried out by industrial beneficiaries were often innovative (a new industrial process or technology is developed, tested or validated), and viable. Generally, the beneficiary invested a certain amount of money in the project, thus ensuring a vested interest in obtaining a return, and the result of the projects was often a ready-to-use tool.

6 The effectiveness of projects

Effectiveness can be assessed at two levels: at project level, which compares achievements with project objectives, and at programme level, which compares achievements with LIFE Programme objectives.³

At project level, the degree of effectiveness is generally assessed as high, with most projects delivering the expected results according to project summaries, interview results (e.g. Focal Points, Monitoring Team), and in-depth study of selected projects. Only about one in ten projects fail to achieve all its objectives, and only one project in LIFE Environment and one project in LIFE Nature had to be abandoned. According to the project managers and Monitoring Team experts interviewed, reasons for failing to deliver the full range of results and impacts are varied and often relate to regulatory framework and/or market developments.

The success factors given by the experts of the Monitoring Team and/or the Life Unit Desk Officers include, having a good coordinator (and keeping said coordinator throughout the project); projects planned in detail by persons who knew both the area and their partners well, or projects which concentrate on a limited number of objectives. Another factor for success was an adequate level of involvement from local stakeholders, as projects are more likely to be successful if they have local support.

With regard to the programme level, there is no doubt that projects effectively fulfilled LIFE programme objectives. Most **LIFE Nature** projects addressed a priority species, or a threatened or endangered species, or a species of patrimonial importance (e.g. sturgeon, bittern, bearded vulture, bats, bear, wolf) or a priority habitat, or both (e.g. wet-lands/bittern). Other projects, not focusing directly on priority habitat/species, included actions targeting amongst others some priority species or habitats. **LIFE Environment** projects contributed to European environmental policy development by designing, testing, or validating new technologies or processes in the fields of water management, waste water treatment, waste management, waste recycling, etc., or by developing environmental management tools.

³ Specific objective for: LIFE Nature: to contribute to the implementation of Council Directive 79/409/EEC (Birds Directive) and Council Directive 92/43/EEC (Habitats Directive); LIFE Environment: to contribute to the development of innovative and integrated techniques and methods and to the further development of Community environmental policy.

7 The sustainability of projects

From a general point of view, the degree of sustainability of projects, both for LIFE Nature and LIFE Environment, appears to be good. The LIFE Programme has created a dynamics of collaboration and dialogue with all key institutions, administrations and stakeholders, ensuring a general commitment to financing and implementing after-LIFE conservation plans. Moreover, LIFE Nature projects have also been instrumental in reversing the negative image that the Natura 2000 Network originally had in France, through intensive dialogue and participative collaboration with local stake-holders, resulting in a much better acceptance of the establishment and extension of the Network. The origin of this assessment differs though between LIFE Nature and LIFE Environment projects.

Because **LIFE Nature** projects concerned Natura 2000 sites, and these were mainly protected areas belonging to national, regional or even local authorities or agencies, it is assumed that correct and lasting management procedures will result in conservation, or even development, of the habitat or species concerned. Indeed, these authorities or agencies are most likely to adopt the management plans developed by the LIFE project (they would not have agreed to host the LIFE project if they were not ready to adopt its resulting management plan), and because these protected areas already existed, it generally means that they have their own, non-LIFE, funding sources.

Regarding **LIFE Environment** projects, the vast majority of them benefit from strong partnerships with agencies such as the DIREN (Direction Régionale de l'Environnement, or Regional Directorate for Environment), which enabled the projects to secure funding from outside the LIFE programme. Together with the fact that half of the LIFE Environment projects are industrial projects that provide a functional, commercially viable, tool at the end of the project, it gives LIFE Environment projects a high degree of sustainability.

8 The utility of projects

Overall, LIFE projects fit very well within the priorities laid out in the 6th Environmental Action Programme. Most **LIFE Nature** projects address priority issues included in Article 6 on Nature and Biodiversity (species and habitats conservation, protection of threatened species, or development of the Natura 2000 network). Likewise, most **LIFE Environment** projects fall either under Article 8 on Natural Resources and Waste (reduction in waste volumes and in quantity of waste going to disposal; encouraging and developing re-use and recycling; decreasing water and energy consumption, or promoting the sustainable use of water and energy), or Article 7 on Environment & Health and Quality of Life, particularly its “urban” aspect (contributing to a better quality of life through an integrated approach concentrating on urban areas, and promoting the consideration of urban environmental indicators).

At national level, the utility of LIFE projects is ensured by the way in which France has organised its National Focal Points for the LIFE programme, with regional focal points operating a first selection of project, subsequently sending the long list to the National Focal Point hosted at the Ministry of Environment, where a short list of projects is established according to national priorities, and then aligned to European priorities. The regional and national focal points are thus very much involved in project design, though it does not appear that the LIFE Programme was used to develop a particular strategy. Most stakeholders also agree that the LIFE programme is a unique (and in France very successful) financing instrument, in a direct way (providing funds that would not otherwise have been available, therefore making it possible for a project to be implemented, or to be implemented at a larger scale); and in an indirect way (by providing a “quality stamp” that facilitates securing funds beyond the project’s life, or generating dynamics that also contribute to the project’s sustainability).

Appendix 1 Comprehensive overview of LIFE Projects in France

In connection with the ex-post evaluation, data was extracted from the BUTLER database of the LIFE Unit. Table 1 and Table 2 below provide an overview of the information available on each project as well as the LIFE+ theme attached by the evaluation team to the project. The budget figures for LIFE co-financing do not necessarily correspond to the actual payments made.

Table 2 Overview of LIFE Environment Projects in France

Id.	Title	LIFE generation	Funding year	Start year	End year	Total budget (EUR)	LIFE co-financing budget (EUR)	Beneficiary type	International partners (yes/no)	LIFE+ theme
LIFE96 ENV/F/000364	Treatment of mixed waste paper for the production of white paper for printing and writing	LIFE II	1996	1997	1999	6,715,870	921,508	International enterprise	No	Natural resources and waste
LIFE96 ENV/F/000370	PONTEX-les-FORGES municipal waste treatment plant : Levelling the summer peak by temporary stocking of municipal waste	LIFE II	1996	1996	1997	2,380,561	178,542	Local authority	No	Natural resources and waste
LIFE96 ENV/F/000373	Regeneration and recycling by mechanical treatment of all septons foundry sand	LIFE II	1996	1997	2000	4,803,358	764,314	International enterprise	No	Natural resources and waste
LIFE96 ENV/F/000386	Integrated management of the bay of Brest and its catchment area	LIFE II	1996	1997	2000	1,441,507	652,664	Local authority	No	Soil
LIFE96 ENV/F/000410	Guarantee the quality of sludge recycled in agriculture by managing the whole treatment system	LIFE II	1996	1996	1999	602,574	169,576		No	Natural resources and waste
LIFE96 ENV/F/000414	Collection, treatment and recycling of spent autocatalysts (CYCLEON)	LIFE II	1996	1996	2000	4,446,120	845,176	International enterprise	No	Natural resources and waste
LIFE96 ENV/F/000419	Remediation of chromium contaminated soils. Demonstration project at an abandoned tannery	LIFE II	1996	1997	2000	879,834	258,421		No	Soil

Id.	Title	LIFE generation	Funding year	Start year	End year	Total budget (EUR)	LIFE co-financing budget (EUR)	Beneficiary type	International partners (yes/no)	LIFE+ theme
LIFE96 ENV/F/000420	Reducing the pollution of rivers through rain water : introduction of a global pollution/flood management strategy for sewage systems	LIFE II	1996	1996	2000	1,064,003	399,320	Research institutions	No	Water
LIFE96 ENV/F/000422	Innovative treatment of sludge from sewage treatment plant by wet oxidation (ATHOS)	LIFE II	1996	1996	2000	2,325,487	480,020		No	Natural resources and waste
LIFE96 ENV/F/000426	Treatment and recycling of fatty waste using the Lipoval process	LIFE II	1996	1997	2000	1,057,035	140,964	International enterprise	No	Natural resources and waste
LIFE96 ENV/F/000431	Demineralised water production from river water using membrane separation technology	LIFE II	1996	1997	2000	4,826,396	771,763	International enterprise	No	Water
LIFE96 ENV/F/000434	Participation, Coordination, Co-operation Côte d'Opale	LIFE II	1996	1997	2001	1,330,810	662,717	Development agency	No	Soil
LIFE96 ENV/F/000435	Optimization of the waste recycling sector : when clinkers become road materials	LIFE II	1996	1997	2000	2,881,585	370,335	Local authority	No	Natural resources and waste
LIFE96 ENV/F/000455	Washing method for linen at a cold temperature using ozone and treatment of drain water	LIFE II	1996	1996	1998	428,266	105,912		No	Water
LIFE97 ENV/F/000170	Demonstration project for the recycling of pulp waste from the paper recycling industry (RECYPULPE)	LIFE II	1997	1997	2000	1,088,984	254,877	SME	No	Natural resources and waste
LIFE97 ENV/F/000176	Industrial wastewater treatment with reuse of treated water	LIFE II	1997	1997	1999	6,575,911	789,949	International enterprise	No	Water

Id.	Title	LIFE generation	Funding year	Start year	End year	Total budget (EUR)	LIFE co-financing budget (EUR)	Beneficiary type	International partners (yes/no)	LIFE+ theme
LIFE97 ENV/F/000178	Development of a complete economical recycling process for reuse of used fats in Biodiesel production.	LIFE II	1997	1997	2000	2,086,256	446,121	International enterprise	No	Natural resources and waste
LIFE97 ENV/F/000182	Denitrataion and dephosphataion of epurated waste water by irrigation of the Short Rotation Coppice.	LIFE II	1997	1997	2001	555,510	258,463	NGO-Foundation	No	Water
LIFE97 ENV/F/000183	Preventing pollution and saving water resources by reuse of industrial rainwater.	LIFE II	1997	1997	2001	2,955,964	582,975	International enterprise	No	Water
LIFE97 ENV/F/000186	Purification of chromic acid solutions by electrodialysis with cation permeable membrane.	LIFE II	1997	1997	1999	980,788	153,600		No	Natural resources and waste
LIFE97 ENV/F/000188	ECOLIZ - Prevention of animal dejections related pollutions.	LIFE II	1997	1997	1999	635,500	179,302	International enterprise	No	Natural resources and waste
LIFE97 ENV/F/000191	Set up of a complete and specialised process line of scrap refractories management and recycling	LIFE II	1997	1997	2000	1,668,102	226,964	SME	No	Natural resources and waste
LIFE97 ENV/F/000193	DIAPASON - An observatory of city noise environment.	LIFE II	1997	1997	1999	729,379	326,446	Local authority	No	Urban environment
LIFE97 ENV/F/000194	Integrated development and management of the Saône Valley.	LIFE II	1997	1997	2002	1,310,340	632,474	Regional authority	No	Soil
LIFE97 ENV/F/000196	Recycling of metallic hydroxyde sludges	LIFE II	1997	1997	2000	1,186,366	289,182	International enterprise	No	Natural resources and waste

Id.	Title	LIFE generation	Funding year	Start year	End year	Total budget (EUR)	LIFE co-financing budget (EUR)	Beneficiary type	International partners (yes/no)	LIFE+ theme
LIFE97 ENV/F/000197	Demonstration of the industrial fabrication of an alternative clean fuel for urban fleet: water-diesel emulsion.	LIFE II	1997	1997	1999	1,816,773	417,932	International enterprise	No	Air
LIFE97 ENV/F/000200	Definition of economic reference frameworks for the management of natural habitats	LIFE II	1997	1997	2001	378,198	187,094	NGO-Foundation	No	Soil
LIFE97 ENV/F/000201	Demonstration of a master chart, indicators and methods to evaluate environmental policies of local authorities (RESPECT program)	LIFE II	1997	1997	2000	1,032,687	488,730	Training centre	No	Urban environment
LIFE97 ENV/F/000202	Towards the sustainable management of exceptional rural areas	LIFE II	1997	1997	2000	631,387	302,619	NGO-Foundation	No	Soil
LIFE97 ENV/F/000205	Analyses and comparison of assessment methods related to industrial pollution of water in the countries forming the Meuse watershed: Belgium, France, Germany and the Netherlands	LIFE II	1997	1997	1999	310,045	152,432	NGO-Foundation	Yes	Water
LIFE98 ENV/F/000275	Process to separate metallic ions and to recycle the effluents	LIFE II	1998	1998	1999	216,604	49,359		Yes	Water
LIFE98 ENV/F/000278	Recovery, valorisation and recycling of Zinc, Manganese and other heavy metals in used batteries	LIFE II	1998	1998	2001	4,122,664	581,638	SME	No	Natural resources and waste
LIFE98 ENV/F/000279	Nitrogen and odours destruction, and sterilisation of manure spreadings (Smelox process)	LIFE II	1998	1998	2001	1,908,523	520,228	International enterprise	No	Water

Id.	Title	LIFE generation	Funding year	Start year	End year	Total budget (EUR)	LIFE co-financing budget (EUR)	Beneficiary type	International partners (yes/no)	LIFE+ theme
LIFE98 ENV/F/000285	A new methodology for the rapid characterization of soils contaminated by hydrocarbons - Pollut-Eval	LIFE II	1998	1998	2001	695,550	199,668	International enterprise	No	Soil
LIFE98 ENV/F/000294	Landscape and management of natural suburban areas	LIFE II	1998	1998	2002	956,832	469,344	Local authority	No	Soil
LIFE98 ENV/F/000298	Collection and treatment of oil fogs by cyclonic exchanger	LIFE II	1998	1998	2000	456,050	128,347	SME	No	Air
LIFE98 ENV/F/000299	Contribution of the alluvial woodland to the integrated management of the Tarn river	LIFE II	1998	1998	2002	953,506	451,653		No	Water
LIFE98 ENV/F/000300	Improved alcoxylation process	LIFE II	1998	1998	2001	1,724,808	404,038	International enterprise	No	Air
LIFE98 ENV/F/000301	Good on-site waste management practices	LIFE II	1998	1998	2002	1,032,521	307,942	SME	No	Natural resources and waste
LIFE98 ENV/F/000307	Vacuum dezincification of liquid cast iron	LIFE II	1998	1998	2000	4,857,496	666,138		No	Natural resources and waste
LIFE98 ENV/F/000325	EMAS certification for an industrial park and accompanying actions	LIFE II	1998	1998	2001	1,055,419	307,100	Mixt enterprise	No	Strategic Approaches
LIFE98 ENV/F/000326	Treatment and valorisation of municipal waste fly ash using a thermochemical conversion	LIFE II	1998	1998	2001	1,058,793	260,149	SME	Yes	Natural resources and waste
LIFE98 ENV/F/000331	Development of a quality management for the organic valorization of biowastes from household refuse - Qualorg	LIFE II	1998	1998	2003	1,656,617	597,830	Development agency	Yes	Natural resources and waste

Id.	Title	LIFE generation	Funding year	Start year	End year	Total budget (EUR)	LIFE co-financing budget (EUR)	Beneficiary type	International partners (yes/no)	LIFE+ theme
LIFE98 ENV/F/000337	Preliminary study in order to reinforce the development of offensive protection policies of coastline, and more specifically land-use and land ownership policies in South Europe	LIFE II	1998	1998	2001	515,673	257,050	National authority	Yes	Soil
LIFE98 ENV/F/000338	Green Flag for Greener Hotels	LIFE II	1998	1998	2001	677,600	338,800	National authority	Yes	Strategic Approaches
LIFE99 ENV/F/000457	Efficiency of applied policies regarding prevention and control of diffuse and dispersed pollution in surface waters : inventory and comparison of approaches in Germany, Belgium, France, Netherlands, United Kingdom and Sweden.	LIFE II	1999	1999	2001	951,967	472,328	NGO-Foundation	Yes	Water
LIFE99 ENV/F/000459	European day 'In town, without my car ?'	LIFE II	1999	1999	2001	2,045,846	1,022,923	National authority	No	Urban environment
LIFE99 ENV/F/000477	Sustainable management of deciduous non-even-aged high forests.	LIFE II	1999	1999	2004	596,312	296,327	NGO-Foundation	No	Forests
LIFE99 ENV/F/000489	Nuisance mosquito control in natural mediterranean areas: methodological proposal for the sustained management of a Ramsar site in Languedoc-Roussillon	LIFE II	1999	1999	2003	912,370	452,786	Development agency	No	Soil
LIFE99 ENV/F/000490	Pilot plant to make sanitation manholes with recycled plastics	LIFE II	1999	1999	2001	1,006,164	238,461	SME	No	Natural resources and waste

Id.	Title	LIFE generation	Funding year	Start year	End year	Total budget (EUR)	LIFE co-financing budget (EUR)	Beneficiary type	International partners (yes/no)	LIFE+ theme
LIFE99 ENV/F/000492	Multi-parameters surveillance and protection of water quality	LIFE II	1999	1999	2003	966,679	431,583	Development agency	No	Water
LIFE99 ENV/F/000497	Arboretum de Beauregard- the local plants at service for the restoration of the usual nature	LIFE II	1999	1999	2003	320,143	115,785	Local authority	No	Forests
LIFE99 ENV/F/000508	Treatment and valorisation of electric arc furnaces dust	LIFE II	1999	1999	2002	3,577,965	604,609		No	Natural resources and waste
LIFE99 ENV/F/000510	Recycling Used Cooling Liquids (UCL)	LIFE II	1999	1999	2002	707,124	142,255	SME	No	Natural resources and waste
LIFE99 ENV/F/000520	Accompaniment and follow-up and evaluation in the setting up of the 'quarters observer' function in Rillieux-la-Pape.	LIFE II	1999	1999	2003	388,379	191,519	Local authority	No	Urban environment
LIFE00 ENV/F/000593	Eco Design Interactive Tools	LIFE II	2000	2001	2005	2,501,985	746,996	Development agency	No	Strategic Approaches
LIFE00 ENV/F/000599	Geo-sanitation - evapotranspiration of sewerage waters	LIFE II	2000	2001	2003	194,000	86,421	NGO-Foundation	No	Water
LIFE00 ENV/F/000600	Concerted eco-development operating around the ponds and lagoons of La Narbonnaise area	LIFE II	2000	2001	2005	2,757,177	1,062,206	Development agency	No	Soil
LIFE00 ENV/F/000614	Real-time management and operation of an urban sewage system in relation to the quality of the natural environment	LIFE II	2000	2001	2006	3,105,362	1,117,477	Public enterprise	No	Water
LIFE00 ENV/F/000630	e-coport	LIFE II	2000	2001	2003	1,178,225	526,614	Local authority	No	Natural resources and waste

Id.	Title	LIFE generation	Funding year	Start year	End year	Total budget (EUR)	LIFE co-financing budget (EUR)	Beneficiary type	International partners (yes/no)	LIFE+ theme
LIFE00 ENV/F/000640	Sustainable Mobility Initiative for Local Environment	LIFE II	2000	2001	2004	1,318,011	658,349	Development agency	Yes	Urban environment
LIFE02 ENV/F/000289	Cities program for greenhouse gas reduction (Chalon sur Saône)	LIFE III	2002	2002	2006	711,711	355,800	NGO-Foundation	No	Climate change
LIFE02 ENV/F/000291	Prevention of surface water pollution by mining activities	LIFE III	2002	2002	2007	2,416,952	935,976	National authority	No	Water
LIFE02 ENV/F/000295	An efficient GIS tool oriented to meeting the objectives of the European DAMEN (Directive on the Assessment and Management of Environmental Noise)	LIFE III	2002	2002	2006	1,382,409	616,749	Local authority	No	Urban environment
LIFE02 ENV/F/000297	For an Environmental Accounting Tool (FEAT)	LIFE III	2002	2002	2006	794,051	395,106	NGO-Foundation	No	Strategic Approaches
LIFE02 ENV/F/000301	Optimising agricultural plastic waste management	LIFE III	2002	2002	2005	1,320,897	474,683	Mixt enterprise	No	Natural resources and waste
LIFE02 ENV/F/000303	Association of Waste Stabilization Ponds, Sand Filters and Sludge Dewatering Red Beds: treatment plant for rainwater, wastewater and primary sludges	LIFE III	2002	2002	2006	1,021,933	283,083	Local authority	No	Water
LIFE02 ENV/F/000305	Environmental management for the quality control of sewerage networks	LIFE III	2002	2002	2006	1,250,210	601,907	Local authority	No	Water
LIFE02 ENV/F/000307	Demonstrating a new process pilot unit for recycling washing sludges from quarries into expanded clay aggregates	LIFE III	2002	2001	2005	1,286,362	317,867	SME	No	Water

Id.	Title	LIFE generation	Funding year	Start year	End year	Total budget (EUR)	LIFE co-financing budget (EUR)	Beneficiary type	International partners (yes/no)	LIFE+ theme
LIFE03 ENV/F/000254	Biomethanisation expertise improvement by pilot and full scale follow-ups	LIFE III	2003	2003	2007	4,384,176	1,233,063	International enterprise	No	Natural resources and waste
LIFE03 ENV/F/000257	A new sewage treatment process: the vermifiltration. Demonstration-dissemination technically and environmentally integrated	LIFE III	2003	2002	2006	1,178,068	381,000	Local authority	No	Water
LIFE03 ENV/F/000260	Promotion of Environmental management on a sensitive ecotouristical site in Camargue	LIFE III	2003	2003	2008	2,041,905	811,012	NGO-Foundation	No	Strategic Approaches
LIFE03 ENV/F/000263	Industrial pilot project for remanufacturing and reusing of diesel passenger cars particle filter	LIFE III	2003	2003	2004	314,626	250,693	International enterprise	No	Natural resources and waste
LIFE03 ENV/F/000268	BIO DEGREASING SYSTEM	LIFE III	2003	2002	2006	1,549,090	437,000		No	Strategic Approaches
LIFE04 ENV/FR/000318	Waste management in the forestry logging sector	LIFE III	2004	2004	2007	496,555	246,527	NGO-Foundation	No	Natural resources and waste
LIFE04 ENV/FR/000319	Development and implementation of codes of good agricultural practices to reduce point source and diffuse pollutions in the Peron catchments area	LIFE III	2004	2004	2008	655,468	327,734	Public enterprise	No	Water
LIFE04 ENV/FR/000320	To demonstrate the effectiveness as well as the environmental and economic interest to promote in Europe the culture of short rotation coppices of willow accordingly to the Breton context of reconquest the water quality	LIFE III	2004	2004	2008	2,202,400	770,352	NGO-Foundation	No	Water

Id.	Title	LIFE generation	Funding year	Start year	End year	Total budget (EUR)	LIFE co-financing budget (EUR)	Beneficiary type	International partners (yes/no)	LIFE+ theme
LIFE04 ENV/FR/000321	Eco-design and eco-engineering of buildings, amenities and accommodations in campsites	LIFE III	2004	2004	2008	808,526	402,013	Regional authority	No	Strategic Approaches
LIFE04 ENV/FR/000331	Installation of A Fuel Cell in Paris	LIFE III	2004	2004	2008	6,451,170	1,560,690	International enterprise	No	Air
LIFE04 ENV/FR/000337	Zero Nuisance Piggeries	LIFE III	2004	2004	2007	890,467	237,072	International enterprise	No	Natural resources and waste
LIFE04 ENV/FR/000340	Sustainable hotels in Mediterranean Islands and area - A demonstration project in Corsica, Sardinia and Halkidiki for EU-wide promotion of the EU eco-label on tourist accommodation service	LIFE III	2004	2004	2007	1,005,496	502,498	Development agency	No	Strategic Approaches
LIFE04 ENV/FR/000343	OPTIGEDE : "Local optimization of waste management"	LIFE III	2004	2004	2008	2,021,577	999,179	Development agency	No	Natural resources and waste
LIFE04 ENV/FR/000344	SMAD	LIFE III	2004	2004	2007	3,050,950	789,435	International enterprise	No	Natural resources and waste
LIFE04 ENV/FR/000350	Surface Water Protection Against Diffuse Crop Protection Products Release	LIFE III	2004	2004	2008	1,149,387	562,663	SME	No	Water
LIFE04 ENV/FR/000353	Airbus Corporate Answer to Disseminate integrated Environmental Management System	LIFE III	2004	2004	2007	4,518,459	2,245,330	International enterprise	No	Strategic Approaches

Id.	Title	LIFE generation	Funding year	Start year	End year	Total budget (EUR)	LIFE co-financing budget (EUR)	Beneficiary type	International partners (yes/no)	LIFE+ theme
LIFE05 ENV/F/000053	Reliability and industrialisation of processes and equipment in electronic assembly. Compliance with "WEEE" & "ROHS" european directives	LIFE III Extension	2005	2005	2008	2,543,337	1,160,243	Research institutions	No	Natural resources and waste
LIFE05 ENV/F/000058	Reducing pesticide-related water pollution by improving crop protection practices: The use of embedded ICT technologies.	LIFE III Extension	2005	2005	2009	1,276,317	628,753	Research institutions	No	Water
LIFE05 ENV/F/000059	Process for Advanced Management of End of Life of Aircraft	LIFE III Extension	2005	2005	2008	3,242,694	1,159,961	International enterprise	No	Natural resources and waste
LIFE05 ENV/F/000062	Clean alternative technology to chemical milling: demonstration of technical, environmental and economic performance of mechanical milling for the machining of complex shaped panels used in the aeronautical and space industries - GAP (Green Advanced Panel	LIFE III Extension	2005	2005	2007	8,149,549	1,903,762	SME	No	Natural resources and waste
LIFE05 ENV/F/000063	Ideal Deux-Sèvres: Sustainable Initiatives and Local Alternatives towards waste prevention	LIFE III Extension	2005	2005	2008	1,996,500	952,500	Local authority	No	Natural resources and waste
LIFE05 ENV/F/000067	Upgrading of wastewater treatment plants with ultrasound treatment for reducing the production of sludge	LIFE III Extension	2005	2005	2009	1,375,252	687,626	Local authority	No	Water
LIFE05 ENV/F/000068	Monitoring Network of Allergens by Immuno-Sampling	LIFE III Extension	2005	2005	2008	2,261,016	667,362	International enterprise	No	Air

Id.	Title	LIFE generation	Funding year	Start year	End year	Total budget (EUR)	LIFE co-financing budget (EUR)	Beneficiary type	International partners (yes/no)	LIFE+ theme
LIFE05 ENV/F/000070	Appropriate Clean technology: process of electromagnetic textile ennoblement aiming at to decrease the aqueous pollution	LIFE III Extension	2005	2005	2009	2,272,977	633,874	SME	No	Strategic Approaches
LIFE05 ENV/F/000080	Innovative Pilot unit for Recycling Used Lithium-Ion Batteries and recuperate heavy metals	LIFE III Extension	2005	2005	2008	1,504,152	387,120	SME	No	Natural resources and waste
LIFE05 ENV/F/000082	Demonstration of Innovative Drying Process of Roofing Tiles & Bricks Enabling the Recovery and Reuse of Condensation Water Aiming at Reducing Greenhouse Gases Emissions	LIFE III Extension	2005	2005	2009	501,780	150,534	SME	No	Strategic Approaches
LIFE05 ENV/F/000083	Project of clean technologies setting up the development of Green Electronics in Aeronautical and Military Communication Systems	LIFE III Extension	2005	2005	2009	3,321,745	1,580,326	Research institutions	No	Natural resources and waste
LIFE06 ENV/F/000124	Recycling of industrial and institutional waste rich in mineral resources for the manufacture of binders, while saving on natural resources (clay and lime)	LIFE III Extension	2006	2006	2009	730,752	219,225	SME	No	Natural resources and waste
LIFE06 ENV/F/000125	BASHYCAT : Basic hydrometallurgy on catalysts	LIFE III Extension	2006	2006	2009	11,315,296	2,732,714	SME	No	Natural resources and waste
LIFE06 ENV/F/000132	Collaborative Technological Platform for implementation for WDF within agricultural context	LIFE III Extension	2006	2006	2010	2,808,065	1,394,367	Research institutions	No	Water

Id.	Title	LIFE generation	Funding year	Start year	End year	Total budget (EUR)	LIFE co-financing budget (EUR)	Beneficiary type	International partners (yes/no)	LIFE+ theme
LIFE06 ENV/F/000133	Mitigation of agricultural nonpoint-source pesticide pollution and phytoremediation in artificial wetland ecosystems	LIFE III Extension	2006	2006	2010	3,878,621	1,916,993	Training centre	No	Water
LIFE06 ENV/F/000136	Risk based reduction of microbial pollution discharge to coastal waters	LIFE III Extension	2006	2006	2010	1,569,358	783,429	Public enterprise	No	Soil
LIFE06 ENV/F/000152	Creation of an industrial pilot for the REFIOM valorization (Residues from domestic waste incineration smoke cleansing) by a vitrification process and recycling of obtained products	LIFE III Extension	2006	2005	2009	5,015,818	1,090,000	Public enterprise	No	Natural resources and waste
LIFE06 ENV/F/000158	Improved management of nitrate pollution in water using isotopic monitoring	LIFE III Extension	2006	2006	2010	796,686	398,256	Research institutions	No	Water
LIFE04 ENV/FR/000350	Surface Water Protection Against Diffuse Crop Protection Products Release	LIFE III	2004	2004	2008	1,149,387	562,663	SME	No	Water
LIFE04 ENV/FR/000353	Airbus Corporate Answer to Disseminate integrated Environmental Management System	LIFE III	2004	2004	2007	4,518,459	2,245,330	International enterprise	No	Strategic Approaches
LIFE05 ENV/F/000053	Reliability and industrialisation of processes and equipment in electronic assembly. Compliance with "WEEE" & "ROHS" european directives	LIFE III Extension	2005	2005	2008	2,543,337	1,160,243	Research institutions	No	Natural resources and waste

Id.	Title	LIFE generation	Funding year	Start year	End year	Total budget (EUR)	LIFE co-financing budget (EUR)	Beneficiary type	International partners (yes/no)	LIFE+ theme
LIFE05 ENV/F/000058	Reducing pesticide-related water pollution by improving crop protection practices: The use of embedded ICT technologies.	LIFE III Extension	2005	2005	2009	1,276,317	628,753	Research institutions	No	Water
LIFE05 ENV/F/000059	Process for Advanced Management of End of Life of Aircraft	LIFE III Extension	2005	2005	2008	3,242,694	1,159,961	International enterprise	No	Natural resources and waste
LIFE05 ENV/F/000062	Clean alternative technology to chemical milling: demonstration of technical, environmental and economic performance of mechanical milling for the machining of complex shaped panels used in the aeronautical and space industries - GAP (Green Advanced Panel	LIFE III Extension	2005	2005	2007	8,149,549	1,903,762	SME	No	Natural resources and waste
LIFE05 ENV/F/000063	Ideal Deux-Sèvres: Sustainable Initiatives and Local Alternatives towards waste prevention	LIFE III Extension	2005	2005	2008	1,996,500	952,500	Local authority	No	Natural resources and waste
LIFE05 ENV/F/000067	Upgrading of wastewater treatment plants with ultrasound treatment for reducing the production of sludge	LIFE III Extension	2005	2005	2009	1,375,252	687,626	Local authority	No	Water
LIFE05 ENV/F/000068	MONitoring Network of ALLergens by Immuno-SAMpling	LIFE III Extension	2005	2005	2008	2,261,016	667,362	International enterprise	No	Air
LIFE05 ENV/F/000070	Appropriate Clean technology: process of electromagnetic textile ennoblement aiming at to decrease the aqueous pollution	LIFE III Extension	2005	2005	2009	2,272,977	633,874	SME	No	Strategic Approaches

Id.	Title	LIFE generation	Funding year	Start year	End year	Total budget (EUR)	LIFE co-financing budget (EUR)	Beneficiary type	International partners (yes/no)	LIFE+ theme
LIFE05 ENV/F/000080	Innovative Pilot unit for Recycling Used Lithium-Ion Batteries and recuperate heavy metals	LIFE III Extension	2005	2005	2008	1,504,152	387,120	SME	No	Natural resources and waste
LIFE05 ENV/F/000082	Demonstration of Innovative Drying Process of Roofing Tiles & Bricks Enabling the Recovery and Reuse of Condensation Water Aiming at Reducing Greenhouse Gases Emissions	LIFE III Extension	2005	2005	2009	501,780	150,534	SME	No	Strategic Approaches
LIFE05 ENV/F/000083	Project of clean technologies setting up the development of Green Electronics in Aeronautical and Military Communication Systems	LIFE III Extension	2005	2005	2009	3,321,745	1,580,326	Research institutions	No	Natural resources and waste
LIFE06 ENV/F/000124	Recycling of industrial and institutional waste rich in mineral resources for the manufacture of binders, while saving on natural resources (clay and lime)	LIFE III Extension	2006	2006	2009	730,752	219,225	SME	No	Natural resources and waste
LIFE06 ENV/F/000125	BASHYCAT : Basic hydrometallurgy on catalysts	LIFE III Extension	2006	2006	2009	11,315,296	2,732,714	SME	No	Natural resources and waste
LIFE06 ENV/F/000132	Collaborative Technological Platform for implementation for WDF within agricultural context	LIFE III Extension	2006	2006	2010	2,808,065	1,394,367	Research institutions	No	Water
LIFE06 ENV/F/000133	Mitigation of agricultural nonpoint-source pesticide pollution and phytoremediation in artificial wetland ecosystems	LIFE III Extension	2006	2006	2010	3,878,621	1,916,993	Training centre	No	Water

Id.	Title	LIFE generation	Funding year	Start year	End year	Total budget (EUR)	LIFE co-financing budget (EUR)	Beneficiary type	International partners (yes/no)	LIFE+ theme
LIFE06 ENV/F/000136	Risk based reduction of microbial pollution discharge to coastal waters	LIFE III Extension	2006	2006	2010	1,569,358	783,429	Public enterprise	No	Soil
LIFE06 ENV/F/000152	Creation of an industrial pilot for the REFIOM valorization (Residues from domestic waste incineration smoke cleansing) by a vitrification process and recycling of obtained products	LIFE III Extension	2006	2005	2009	5,015,818	1,090,000	Public enterprise	No	Natural resources and waste
LIFE06 ENV/F/000158	Improved management of nitrate pollution in water using isotopic monitoring	LIFE III Extension	2006	2006	2010	796,686	398,256	Research institutions	No	Water

Table 3 Overview of LIFE Nature Projects in France

Id.	Title	LIFE generation	Funding year	Start year	End year	Total budget (EUR)	LIFE co-financing (EUR)	Beneficiary type	International partners (yes/no)	Directive (Birds, Habitats) or biodiversity
LIFE96 NAT/F/003200	The mediterranean holm oak grove integrated management.	LIFE II	1996	1997	2002	816,126	408,063	Public enterprise	No	Habitats
LIFE96 NAT/F/003202	Conservation of large carnivores in Europe : wolf in France	LIFE II	1996	1997	2000	1,250,096	625,048	National authority	No	Habitats
LIFE96 NAT/F/003207	Experimental programme on the conservation of Little Bustard Tetrax tetrax and associated fauna in France.	LIFE II	1996	1997	2001	1,840,677	920,339	NGO-Foundation	No	Birds
LIFE96 NAT/F/003215	Middle Oise valley flooding meadows management.	LIFE II	1996	1997	2001	1,516,653	758,327	NGO-Foundation	No	Birds
LIFE96 NAT/F/004794	Conservation of large carnivores in Europe : Brown bear in central Pyrenees	LIFE II	1996	1997	2000	1,775,517	887,758	National authority	No	Habitats
LIFE97 NAT/F/004119	Lesser Kestrel in Mediterranean France area	LIFE II	1997	1997	2001	293,890	220,417	NGO-Foundation	No	Birds
LIFE97 NAT/F/004120	Black Vulture and scavenger raptors in the Gorges de la Jonte	LIFE II	1997	2000	2002	797,586	598,189	NGO-Foundation	No	Birds
LIFE97 NAT/F/004226	Oxyura leucocephala's reintroduction on Biguglia's pond	LIFE II	1997	1997	2002	1,497,968	748,984	Local authority	No	Birds
LIFE97 NAT/F/004229	Waterfowl stopovers along the Atlantic seaboard	LIFE II	1997	1997	2000	744,356	372,178	NGO-Foundation	Yes	Birds
LIFE98 NAT/F/005192	Wetlands of Gavot	LIFE II	1998	1998	2002	282,246	141,123	Local authority	No	Habitats

Id.	Title	LIFE generation	Funding year	Start year	End year	Total budget (EUR)	LIFE co-financing (EUR)	Beneficiary type	International partners (yes/no)	Directive (Birds, Habitats) or biodiversity
LIFE98 NAT/F/005194	Bearded Vulture conservation into the French Alps	LIFE II	1998	1998	2003	1,068,780	534,390	NGO-Foundation	No	Birds
LIFE98 NAT/F/005197	Bearded Vulture conservation in Corsica	LIFE II	1998	1998	2003	816,156	408,078	Park-Reserve authority	No	Birds
LIFE98 NAT/F/005200	The protective management of moors and short-grass prairies in the Mediterranean	LIFE II	1998	1998	2002	693,355	277,342	Development agency	No	Habitats
LIFE98 NAT/F/005208	Strategy of conservation of Apron	LIFE II	1998	1998	2002	486,480	243,240	NGO-Foundation	No	Habitats
LIFE98 NAT/F/005212	Conservation and restoration of the European sturgeon	LIFE II	1998	1998	2002	1,226,008	613,004	Development agency	No	Habitats
LIFE98 NAT/F/005216	Preserve the natural inheritance of the upper Vezere valley	LIFE II	1998	1998	2002	403,689	181,660	NGO-Foundation	No	Habitats
LIFE98 NAT/F/005225	Big Loire salmon preservation	LIFE II	1998	1999	2003	1,912,572	631,149	Development agency	No	Habitats
LIFE98 NAT/F/005237	Programm for the conservation of the dry grasslands of France	LIFE II	1998	1998	2003	3,348,403	1,674,201	NGO-Foundation	No	Habitats
LIFE98 NAT/F/005243	Restoration and Preservation of the Haguenau Forest habitats	LIFE II	1998	1998	2003	347,055	173,527	Public enterprise	No	Habitats
LIFE98 NAT/F/005250	Maritime archipelagos and islets of Brittany	LIFE II	1998	1998	2003	1,113,382	556,691	NGO-Foundation	No	Birds
LIFE99 NAT/F/006299	Conservation of great carnivores in Europe : return of wolf in the French Alps	LIFE II	1999	1999	2004	2,836,466	1,134,526	National authority	No	Habitats

Id.	Title	LIFE generation	Funding year	Start year	End year	Total budget (EUR)	LIFE co-financing (EUR)	Beneficiary type	International partners (yes/no)	Directive (Birds, Habitats) or biodiversity
LIFE99 NAT/F/006301	Safeguard of habitats and species of the Ardèche canyon and its plateau	LIFE II	1999	1999	2004	948,080	474,040	Park-Reserve authority	No	Habitats
LIFE99 NAT/F/006304	Conservation of Mediterranean temporary ponds	LIFE II	1999	1999	2004	1,063,717	531,822	NGO-Foundation	No	Habitats
LIFE99 NAT/F/006309	Restoration of the dry grasslands of the limestone plateaux of the Aveyron	LIFE II	1999	1999	2004	439,815	175,926	Park-Reserve authority	No	Habitats
LIFE99 NAT/F/006312	Dry grasslands and associated habitats of Quercy	LIFE II	1999	1999	2004	731,755	307,337	Park-Reserve authority	No	Habitats
LIFE99 NAT/F/006313	Conservation of the lower Essonne and Juine Valleys	LIFE II	1999	1999	2004	2,375,156	237,516	Local authority	No	Habitats
LIFE99 NAT/F/006314	Forests and linked habitats in Burgundy	LIFE II	1999	1999	2004	2,048,599	1,024,300	Public enterprise	No	Habitats
LIFE99 NAT/F/006315	Preservation and restoration of the habitats of the Ill wetland at Sélestat	LIFE II	1999	1999	2004	620,849	310,424	Local authority	No	Habitats
LIFE99 NAT/F/006318	The management of the xerothermic habitats of the North Harth	LIFE II	1999	1999	2005	697	343		No	Habitats
LIFE99 NAT/F/006321	Lake of Bourget	LIFE II	1999	1999	2003	1,682,292	841,146	NGO-Foundation	No	Habitats
LIFE99 NAT/F/006332	Priority species, chalk grasslands and screen in the lower Seine valley catchment area	LIFE II	1999	1999	2004	2,332,532	1,166,266	NGO-Foundation	No	Habitats
LIFE00 NAT/F/007252	Big Loire salmon preservation	LIFE II	2000	2001	2005	2,430,000	1,215,000		No	Habitats

Id.	Title	LIFE generation	Funding year	Start year	End year	Total budget (EUR)	LIFE co-financing (EUR)	Beneficiary type	International partners (yes/no)	Directive (Birds, Habitats) or biodiversity
LIFE00 NAT/F/007269	Programme for the restoration and management of the habitats used by the Bittern in France	LIFE II	2000	2001	2006	3,063,602	1,669,663	NGO-Foundation	No	Birds
LIFE00 NAT/F/007273	For a conservatory management of the laricio pine habitats	LIFE II	2000	2001	2006	829,628	414,814		No	Habitats
LIFE00 NAT/F/007277	Preservation and restoration of the Rhine's valley habitats	LIFE II	2000	2002	2007	6,231,106	2,785,304	Development agency	No	Habitats
LIFE02 NAT/F/008482	Conservation of the habitats created by the fluvial dynamics of the lower Ain river	LIFE III	2002	2002	2007	1,722,194	861,097		No	Habitats
LIFE2002NAT/ST/F/000022	Conservation of endangered flora species in the Mediterranean	LIFE III	2002	2002	2003	30,000	30,000		No	Habitats
LIFE03 NAT/F/000099	Preservation and spread of the corsican moufflon populations within Corsica	LIFE III	2003	2003	2007	1,672,997	836,499	Park-Reserve authority	No	Habitats
LIFE03 NAT/F/000100	International programme for the Bearded vulture in the Alps	LIFE III	2003	2003	2008	1,726,194	1,035,716	NGO-Foundation	No	Birds
LIFE03 NAT/F/000101	Conservation of the macrostigma trout in Corsica	LIFE III	2003	2003	2008	2,070,346	1,035,173	NGO-Foundation	No	Habitats
LIFE03 NAT/F/000102	Conservation of marine birds of Marseille islands	LIFE III	2003	2003	2008	924,724	462,362	NGO-Foundation	No	Birds
LIFE03 NAT/F/000103	Recovery plan for the Egyptian Vulture in South-Eastern France	LIFE III	2003	2003	2008	2,256,971	1,128,485	NGO-Foundation	No	Birds

Id.	Title	LIFE generation	Funding year	Start year	End year	Total budget (EUR)	LIFE co-financing (EUR)	Beneficiary type	International partners (yes/no)	Directive (Birds, Habitats) or biodiversity
LIFE03 NAT/F/000104	Limitation to the negative interactions between dolphins and human activities	LIFE III	2003	2003	2007	1,399,166	699,583	NGO-Foundation	No	Habitats
LIFE03 NAT/F/000105	Conservation of Cory's shearwater on the Hyères islands	LIFE III	2003	2003	2007	830,652	415,326	NGO-Foundation	No	Birds
LIFE04 NAT/FR/000079	Nature and territories in the Rhône-Alpes Region	LIFE III	2004	2004	2009	2,793,814	1,396,907	Public enterprise	No	Habitats
LIFE04 NAT/FR/000080	Conservation of 3 cave-dwelling bats in Southern France	LIFE III	2004	2004	2008	1,163,389	581,694	NGO-Foundation	No	Habitats
LIFE04 NAT/FR/000082	Headwater streams and faunistic Heritage associated	LIFE III	2004	2004	2010	3,224,142	1,612,071	Park-Reserve authority	No	Habitats
LIFE04 NAT/FR/000083	Programme for the conservation of the Rhône-Apron (Zingel asper) and its habitats	LIFE III	2004	2004	2010	3,508,289	1,578,730	NGO-Foundation	No	Habitats
LIFE04 NAT/FR/000086	Conservation of the Aquatic Warbler in Brittany	LIFE III	2004	2004	2009	965,139	723,854	NGO-Foundation	No	Birds
LIFE04 NAT/FR/000087	Conservation of the most remarkable habitats and species of the Poitevin Marshes	LIFE III	2004	2004	2009	3,106,322	1,553,161	Park-Reserve authority	No	Habitats
LIFE04 NAT/FR/000091	Reinforcement of the migratory breeding populations of the Little Bustard, Tetrax tetrax in France	LIFE III	2004	2004	2009	1,691,000	930,050	NGO-Foundation	No	Birds

Id.	Title	LIFE generation	Funding year	Start year	End year	Total budget (EUR)	LIFE co-financing (EUR)	Beneficiary type	International partners (yes/no)	Directive (Birds, Habitats) or biodiversity
LIFE05 NAT/F/000134	Reinforcement and conservation of Lesser Kestrel populations in Aude (FR) and Extrémadure (ES)	LIFE III Extension	2005	2005	2009	1,284,712	963,534	NGO-Foundation	No	Birds
LIFE05 NAT/F/000135	Preservation of the heathlands, peatlands and bats of Montselgues	LIFE III Extension	2005	2005	2010	465,000	232,500	NGO-Foundation	No	Habitats
LIFE05 NAT/F/000137	Conservation of the Roseate Tern in Brittany	LIFE III Extension	2005	2005	2011	1,436,119	1,077,089	NGO-Foundation	No	Birds
LIFE05 NAT/F/000139	Conservation of rare birds in Eastern Corbieres	LIFE III Extension	2005	2005	2010	891,072	445,536	NGO-Foundation	No	Birds
LIFE06 NAT/F/000137	Rescue of <i>Viola hispida</i> and <i>Biscutella neustriaca</i> on the Seine Valley	LIFE III Extension	2006	2006	2011	451,678	271,007	Park-Reserve authority	No	Habitats
LIFE06 NAT/F/000142	Protection of the forests of Basse Lauter and Vosges moyennes	LIFE III Extension	2006	2006	2011	845,429	422,714	National authority	No	Habitats
LIFE06 NAT/F/000143	Conservation of French populations of Orsini's viper (<i>Vipera ursinii</i>)	LIFE III Extension	2006	2006	2011	1,492,540	746,270	Regional authority	No	Habitats
LIFE06 NAT/F/000146	Preservation of the coast biodiversity on the Gâvres-Quiberon site	LIFE III Extension	2006	2006	2012	1,288,573	773,144	Local authority	No	Habitats
LIFE06 NAT/F/000147	Preservation and restoration of the Rochefort marshes biological functions	LIFE III Extension	2006	2006	2011	791,216	395,608	NGO-Foundation	No	Habitats

Appendix 2 Summary tables on LIFE Environment projects in France

Table 4 Overview of LIFE ENV projects in France by year, 1996-2006

Generation	Year	Number of projects	Total budget (EUR million)	Total LIFE co-financing budget (EUR million)	Average duration (years)	Average LIFE funding per project (EUR million)
LIFE II	1996	14	35.2	6.7	3.0	0.5
	1997	16	23.9	5.7	2.9	0.4
	1998	15	21.9	5.5	3.1	0.4
	1999	10	11.5	4.0	3.3	0.4
	Total	55	92.5	21.9	3.1	0.4
LIFE III	2000	6	11.1	4.2	3.3	0.7
	2002	8	10.2	4.0	4.0	0.5
	2003	5	9.5	3.1	3.6	0.6
	2004	11	23.3	8.6	3.5	0.8
	Total	30	54	20	3.6	0.7
LIFE III extension	2005	11	28.4	9.9	3.4	0.9
	2006	7	26.1	8.5	3.7	1.2
	Total	18	54.6	18.4	3.5	1.0
Grand total		103	201.0	60.3	3.3	0.6
Comparative figures for all ENV projects		1,076	1,947.7	615.9	3.3	0.6

Table 5 Overview of LIFE ENV projects in France 1996-2006 by theme

LIFE+ theme	No. of projects	In % of total	Total budget (EUR million)	In % of total	LIFE contribution (EUR million)	In % of total
Climate change	1	1%	0.7	0%	0.4	1%
Air	5	5%	12.7	6%	3.2	5%
Water	27	26%	46.3	23%	15.4	26%
Soil	12	12%	13.4	7%	5.9	10%
Forests	2	2%	0.9	0%	0.4	1%
Natural resources and waste	39	38%	102.4	51%	24.8	41%
Chemicals	0	0%	0.0	0%	0.0	0%
Urban environment	6	6%	6.9	3%	3.3	5%
Strategic approaches	11	11%	17.7	9%	7.0	12%
Total	103	100%	201.0	100%	60.3	100%

Table 6 *France LIFE ENV projects 1996-2006 according to beneficiary type*

Beneficiary type	No. of projects	In % of total	Total budget (EUR million)	In % of total	LIFE contribution (EUR million)	In % of total
Public entities						
National authority	4	4%	5.7	3%	2.6	4%
Regional authority	2	2%	2.1	1%	1.0	2%
Local authority	14	14%	18.5	9%	6.4	11%
Development agency	9	9%	14.5	7%	6.1	10%
Intergovernmental body	0	0%	0.0	0%	0.0	0%
Park-reserve authority	0	0%	0.0	0%	0.0	0%
Sub-total	29	28%	40.7	20%	16.1	27%
Public and private enterprises						
International enterprise	22	21%	66.5	33%	15.4	26%
Large enterprise	0	0%	0.0	0%	0.0	0%
SME Small and medium sized enterprise	2	2%	2.4	1%	0.8	1%
Mixed enterprise	4	4%	10.3	5%	3.3	6%
Public enterprise	16	16%	38.1	19%	9.0	15%
Sub-total	44	43%	117.3	58%	28.6	47%
NGOs and research						
NGO-Foundation	12	12%	9.9	5%	4.3	7%
Research institutions	6	6%	11.8	6%	5.6	9%
University	0	0%	0.0	0%	0.0	0%
Training centre	2	2%	4.9	2%	2.4	4%
Sub-total	20	19%	26.6	13%	12.3	20%
None indicated	10	10%	16.4	8%	3.4	6%
Total	103	100%	201.0	100%	60.3	100%

Appendix 3 Summary tables on LIFE Nature projects in France

Table 7 Overview of LIFE NAT projects in France, 1996-2006

Generation	Year	Number of projects	Total budget (EUR million)	Total LIFE co-financing budget (EUR million)	Average duration (years)	Average LIFE funding per project (EUR million)
LIFE II	1996	5	7.2	3.6	3.8	0.7
	1997	4	3.3	1.9	3.5	0.5
	1998	11	11.7	5.4	4.5	0.5
	1999	11	15.1	6.2	5.0	0.6
	Total	31	37.3	17.2	4.4	0.6
LIFE III	2000	4	12.6	6.1	4.8	1.5
	2002	2	1.8	0.9	3.0	0.4
	2003	7	10.9	5.6	4.6	0.8
	2004	7	16.5	8.4	5.1	1.2
	Total	20	42	21	4.7	1.0
LIFE III extension	2005	4	4.1	2.7	5.0	0.7
	2006	5	4.9	2.6	5.2	0.5
	Total	9	8.9	5.3	5.1	0.6
Grand total		60	87.9	43.5	4.6	0.7
Comparative figures for all NAT projects		771	1,224.1	637.2	4.2	0.8

Table 8 Categories of LIFE NAT projects in France, 1996-2006

LIFE NAT themes	No. of projects	In % of total	Total budget (EUR million)	In % of total	LIFE contribution (EUR million)	In % of total
Habitats Directive	41	68%	63.1	72%	29.5	68%
Birds Directive	19	32%	24.8	28%	14.0	32%
Biodiversity projects	0	0%	0.0	0%	0.0	0%
Total	60	100%	87.9	100%	43.5	100%

Table 9 France LIFE NAT projects 1996-2006 according to beneficiary type

Beneficiary type	No. of projects	In % of total	Total budget (EUR million)	In % of total	LIFE contribution (EUR million)	In % of total
Public entities						
National authority	4	7%	6.7	8%	3.1	7%
Regional authority	1	2%	1.5	2%	0.7	2%
Local authority	5	8%	6.1	7%	2.2	5%
Development agency	4	7%	10.1	11%	4.3	10%
Intergovernmental body	0	0%	0.0	0%	0.0	0%
Park-reserve authority	8	13%	11.4	13%	5.6	13%
Sub-total	22	37%	35.7	41%	16.0	37%
Public and private enterprises						
International enterprise	0	0%	0.0	0%	0.0	0%
Large enterprise	0	0%	0.0	0%	0.0	0%
SME Small and medium sized enterprise	0	0%	0.0	0%	0.0	0%
Mixed enterprise	4	7%	6.0	7%	3.0	7%
Public enterprise	0	0%	0.0	0%	0.0	0%
Sub-total	4	7%	6.0	7%	3.0	7%
NGOs and research						
NGO-Foundation	29	48%	41.2	47%	22.0	51%
Research institutions	0	0%	0.0	0%	0.0	0%
University	0	0%	0.0	0%	0.0	0%
Training centre	0	0%	0.0	0%	0.0	0%
Sub-total	29	48%	41.2	47%	22.0	51%
None indicated	5	8%	5.0	6%	2.5	6%
Total	60	100%	87.9	100%	43.5	100%