





Directorate General Environment, Unit E.4. LIFE

Ex-Post Evaluation of Projects and Activities Financed under the LIFE Programme

Country-by-country analysis

Finland

July 2009



COWI

COWI A/S

Parallevej 2
DK-2800 Kongens Lyngby
Denmark

Tel +45 45 97 22 11

Fax +45 45 97 22 12

www.cowi.com

Directorate General Environment, Unit E.4.
LIFE

Ex-Post Evaluation of Projects and Activities Financed under the LIFE Programme

Country-by-country analysis

Finland

July 2009

Document no. 7-3 Finland
Version 1
Date of issue July.2009

Prepared BIM, IL
Checked BIM, TIH, IL
Approved BIM

This report has been prepared as a result of an independent evaluation by COWI being contracted by the Directorate General Environment

The views expressed are those of the Consultant and do not necessarily reflect those of the European Commission.

Table of Contents

1	Executive summary	2
2	Introduction	2
3	Environmental policy overview	2
4	Overview of LIFE projects in Finland	3
5	Effects of projects implemented	4
5.1	Results and impacts for Nature projects	4
5.2	Results and impacts for Environment projects	5
6	The effectiveness of projects	5
7	The sustainability of projects	6
8	The utility of projects	6

Table of Appendices

Appendix 1	Comprehensive overview of LIFE Projects in Finland
Appendix 2	Summary tables on LIFE Environment projects in Finland
Appendix 3	Summary tables on LIFE Nature projects in Finland

1 Executive summary

Finland has been involved in LIFE Programmes throughout all phases of LIFE, starting in 1992. A total of 101 projects have received support since the start of LIFE, of which 92 (47 Environment and 45 Nature) projects fall within the period covered by this evaluation (1996-2006). Of these seven (2 Environment and five Nature) are still ongoing in 2008.

Finnish LIFE projects are, in general, technically successful in delivering the expected results. The sustainability of the projects is high, as confirmed by different stakeholders. Finnish LIFE Environment projects have developed new technological solutions to air, water and soil pollution problems and produced management systems and tools for improving natural resources. Finnish LIFE Nature projects have been highly focused on restoration of nature types and on habitats and have had significant impact on biodiversity conservation and increased the awareness of natural conservation.

2 Introduction

This country report on the implementation of the LIFE Programme in Finland is part of the overall ex-post evaluation of the LIFE Programme. The evaluation was commissioned in July 2008 and covers all LIFE projects initiated during the period 1996-2006. The overall objective of the evaluation is to assess the relevance and impact of the activities and projects financed under the LIFE Programme. The evaluation comprises country studies in all Member States, except Bulgaria, which has never had any LIFE projects. This report documents the analysis carried out concerning the implementation of the LIFE Programme in Finland. The ex-post evaluation specifically assesses the effect of the LIFE Programme on Europe's nature and environment by analysing results and impacts of LIFE projects implemented under the Nature (NAT) and Environment (ENV) components. The results and impacts have further been assessed along three main evaluation criteria:

- Effectiveness i.e. the extent to which planned objectives have been reached
- Sustainability i.e. the extent to which positive impacts have continued or are likely to continue
- Utility i.e. the extent to which impacts address key environmental needs and priorities in the EU and for the stakeholders concerned.

3 Environmental policy overview

Finland's national strategy for sustainable development "Towards sustainable choices - A nationally and globally sustainable Finland" was adopted in June 2006 by the Finnish National Commission on Sustainable Development. In December 2006 the strategy was also adopted by the Council of State¹. The Finnish perspective, according to this strategy, is that the most significant development trends and challenges towards sustainable development are associated with climate change, adaptation to rapid global economic changes, and demographic changes. Globally speaking, the most important challenges are, in addition to climate change, related to global poverty and inequality as well as to population growth. Different environmental policies and plans support the Finnish strategy for sustainable development.

¹ Finland's national strategy for sustainable development can be found at:
<http://www.environment.fi/default.asp?node=9732&lan=en>

The national strategy is complemented by sector, or issue-specific, policies and plans, e.g. for climate change, transport, energy efficiency, waste, etc. The main environmental challenges mentioned in the strategy include: climate change, eco-efficiency, nature and biodiversity, natural resources and waste generation and environmental health. The strategy encompasses four cross-cutting areas of action in a structure which is similar to the 6th EAP².

Box 1 Cross-cutting areas of action in Finland's Sustainable Development Strategy

In relation to **climate change**, it has been emphasised that Finland is committed to maintaining its greenhouse gas emissions for the period 2008-12 as compared to 1994. Finland's emissions are still 14.5 per cent above the 1990 level but in 2004, they fell by 4.9 per cent, mainly due to CO₂ reduction from electricity and heat production. Since the Kyoto target will not be reached through domestic actions alone, Finland plans to make use of the Kyoto mechanisms and carbon sinks. Energy and climate policy in Finland is based on the National Climate Strategy, with the most recent version of the Strategy being approved by the Finnish government in 2006. It includes several measures for energy conservation and renewable energy.

Concerning **nature and biodiversity**, the Finnish Action Plan on biodiversity for the period 1997-2005 is being revised. The results of the evaluation are being used in the ongoing finalisation of a new national action plan for 2006-2016. The aim is to stop biodiversity loss by 2010 and to stabilise a positive trend for the years 2010-2016. The new programme also aims to develop a strategic response to serious global threats to the Finnish environment.

Regarding **Environment and health**, in June 2006 the Ministry of Environment adopted the Action Plan for the Protection of the Baltic Sea and Inland Watercourses. The aim of the action plan is to reduce eutrophication of the Baltic Sea and to reduce risks of oil and chemical transport. Also in September 2002, the Finnish Government approved a national programme setting maximum annual limits for emissions of sulphur dioxide, nitrogen oxides, ammonia and volatile organic compounds to be complied with from 2010 onwards. The programme contains measures to reduce emissions from energy production, transport, agriculture and industry, and also sets out ways to curb emissions from machinery, leisure boats and the small-scale combustion of wood.

As regards **resources and resource efficiency**, the Ministry of Environment in Finland started a programme entitled "the New Material Technology in infra building" in June 2006. The aim of the programme is to increase the use of renewable materials, and to reduce both the natural resources needed and the amount of waste produced by building work. The national waste plan is being reviewed and it will include waste prevention objectives covering material efficiency, the life span of buildings and municipal waste generation.

4 Overview of LIFE projects in Finland

During the period 1996 to 2006, the LIFE Programme co-financed 92 projects in Finland including 45 Nature projects and 47 Environment projects. A full overview table of the projects is provided in Appendix 1. In Appendices 2 and 3, a number of summary tables are provided for Environment and Nature, respectively. Table 4.1 provides a brief summary.

² 6th Community Environment Action Programme (EAP)

Table 4.1 Overview of LIFE projects 1996-2006 in Finland

	Number of projects	Total LIFE contribution (million EUR)	Main themes covered ³	Average LIFE contribution per project (million EUR)	Average project duration (years)
Environment	47	23.1	Natural resources and waste, Strategic Approaches (each 26%)	0.5	3.4
Nature	45	35.6	Habitats (78%)	0.8	4.2

Source: BUTLER

The **LIFE Environment** projects co-financed by the LIFE Programme were mainly technological development projects within various sectors, developing and/or testing new processes, products or technologies to reduce the pressure on the environment. The typical type of beneficiary was public institutes or small and medium-sized enterprises and regional authorities, which accounted for practically all projects.

The **LIFE Nature** projects co-financed by the LIFE Programme during 1996-2006 comprise habitat restoration projects (marine stone reefs; coastal lagoons; salt marshes; river basins lakes; freshwater meadows and marshes; raised bogs; heath/dune lands and dry grasslands). In most cases the status of the habitats themselves was the focus of the projects, but in some projects the restoration was mostly carried out to improve the conservation status of certain species or a group of species. The typical type of beneficiary was regional authority, which accounted for 26 projects in total. In few projects (8) the beneficiary was an NGO-foundation, a park-reserve authority or a university.

5 Effects of projects implemented

5.1 Results and impacts for Nature projects

Finnish **LIFE Nature** projects were highly focused on restoration of nature types and on habitats for species. Without EU co-finance several of the Finnish Nature projects would have been delayed or the actions within acquired and protected areas smaller. Cooperation with authorities of the neighbouring countries which border the conserved areas improved the overall understanding and management of the problems connected to habitat restoration. Many projects had a high impact regarding indicators such as habitats restored, improved conservation status of habitat types or species, invasive species controlled, improved land management, land acquisition, land use agreements etc. One important effect was the increase in awareness of Natura 2000 areas and environmental protection in general. The projects also enabled the acquisition of larger areas for restoration and redefinition as conservation areas. Several areas of more than 1000 ha were acquired and, roughly estimated, more than half of the NATURA 2000 areas (especially in Northern Finland) were affected by the LIFE Nature projects. It is difficult to distinguish between Birds Directive and Habitats Directive as the impacts and results overlap and are advantageous to the objectives of both Directives.

³ For the purpose of this evaluation, the LIFE projects were categorised according to the thematic structure of the LIFE+ Programme (ref. Regulation EC No. 614/2007, Annex II). The themes included for LIFE Nature: Habitat Directive, Birds Directive and Biodiversity. For LIFE Environment: Climate change, air, water, soil, forests, natural resources and waste, chemicals, urban environment, strategic approaches.

LIFE Nature projects in Finland promoted the managing systems of the beneficiary organisations and increased the cooperation between regional authorities and also all stakeholders within the area that the project was active. This also had effects on other (non-LIFE funded) projects carried out by the same agency. The enhanced focus on priority habitats and species that resulted from being involved in LIFE projects has also affected the general priorities of the agency by helping to create overall plans and enable the management of larger areas. The positive change in public opinion regarding the necessity for both restored areas and environmental protection can also be attributed to the LIFE Nature projects.

5.2 Results and impacts for Environment projects

Many of the Finnish **LIFE Environment** projects have aimed at developing new technological solutions to air, water and soil pollution problems of a relatively specific nature, or towards producing management systems or tools for (amongst other things) improving natural resources, waste management and environmental health and to document the technical feasibility of the solutions. Some projects have delivered solutions which have had wider international utility.⁴ However, many projects have been found to succeed in technical terms and have long-term national impacts. The majority of the projects did not have international cooperation which might account for the fact that their findings have only been applied nationally. On the other hand, the LIFE Environment projects have promoted and increased the awareness of the thematic strategies of the 6th EAP within the regional authorities and different stakeholders in Finland.

A number of water theme projects have focused on the development of management systems or schemes for the protection of surface water, groundwater or river basins as such; and a number of the "strategic approaches" projects have also aimed to develop and implement management systems. Most of the systems and networks created appear to be viable even after project termination and especially increased the cooperation between different stakeholders on water protection.

6 The effectiveness of projects

Effectiveness can be assessed at two levels: the project level, which compares achievements with project objectives, and at programme level, which compares achievements with LIFE Programme objectives⁵. The project-level effectiveness of Finnish LIFE projects is assessed as high. All projects with few exceptions have been 100 per cent effective and the targets have been met, with only few exceptions to the contrary. This assessment has been confirmed by the interviews with national coordinators. The thematic rather than site-specific approach of many of the nature projects has ensured high effectiveness. In general, the intended results were achieved and very often exceeded expectations, as the media work in many cases resulted in better outcomes than was anticipated.

In relation to programme level effectiveness, the LIFE Nature projects had a very important role in demonstrating both the actual and correct application of the habitats and birds directives in practise by

⁴ E. g. the "ECO-Efficient Mass Event EMS manual" project, where an ECO-Efficient Major Event Manual, (EEMEM) which is a practical guide for event management from preparation to the analysis of results, was produced. The project also had a considerable impact nationally by raising awareness that all major events require an environmental program. The International Athletics Association took the environmental program into consideration regarding its actions and also started cooperation with UNEP..

⁵ Specific objective for: LIFE Nature: To contribute to the implementation of Council Directive 79/409/EEC (Birds Directive) and Council Directive 92/43/EEC (Habitats Directive); LIFE Environment: To contribute to the development of innovative and integrated techniques and methods and to the further development of Community environmental policy.

providing practical examples. LIFE Nature projects acted as good examples of other EU (e.g. Structural fund) and national projects, and in some cases could be linked with more expensive infrastructure projects. For LIFE Environment projects, programme-level effectiveness is assessed as medium to high. The projects have certainly contributed to innovative and integrated techniques. However, the extent to which their results have been disseminated to a wider EU audience, and the extent to which the techniques were applicable and technically and economically viable in the EU at large, is more questionable.

7 The sustainability of projects

Whilst sustainability depends on the character of each particular project, project results have generally been sustainable and many procedures have also been used in later phases. The varied nature of Nature and Environment differs in such a way that the Nature projects can already be considered more sustainable, whereas the technical solutions developed for example in Environment projects cannot always be used in a general manner as individual processes may need to be developed within a particular project. On the other hand, the Nature projects create and acquire areas and natural habitats, which are conserved over long periods.

Within the group of LIFE Environment projects, there are many projects which have produced sustainable solutions for the protection of water courses. Many projects have also produced tools and solutions for managing environmental issues, which have advanced the progress of sustainable development in the environment. The EU's demand to achieve long term benefits after the termination of individual projects has already created beneficiaries to ensure future sustainability during the project planning phase. There are also examples of projects/techniques, which have proved to be technically or economically unviable and thus not sustainable. However, in Finland this only accounts for a few cases.

The sustainability of LIFE Nature projects in Finland is high, that is all projects can be considered sustainable with only a few exceptions. All LIFE Nature projects were led by a public body and most dealt with public land, which provided important mechanisms for ensuring the long-term sustainability of the projects. Anticipated requirements to management actions have been incorporated into the regional authorities' management plans for the areas, thereby ensuring high sustainability. Experience has shown that important factors for the sustainability of such projects are good management plans, early dissemination of information to the stakeholders and follow-up plans for projected targets. A means should also be created for municipalities taking over the projects to continue the work effectively. The mandatory management plans for the Natura 2000 areas should, however, safeguard the sustainability of the majority of the results.

8 The utility of projects

Finnish LIFE projects have addressed many of the goals and aims set forth in the 6th EAP. Links to EU environmental policies were ensured through observing application guidelines. Initially, most projects contributed to 'national level' issues and the 'EU level' followed thereafter. This means that the results have been implemented firstly at national level, thus supporting the national Natura 2000 programme or technical solutions developed within an Environment project. In some cases, the solutions were, subsequently, implemented in other EU countries.

On a national level, the utility of LIFE Environment projects can be considered high. Looking at the European level, the utility can be considered medium. The reason for the lower category based on

European levels is that many of the projects were national without international cooperation and, as such, the results have not had international exposure. Some projects may have contributed to the EU level more than reported, as many projects have not documented consequences in relation to the EU nor has there been a follow-up on the implementation of solutions or results. LIFE Environment projects have had positive impacts on water courses and natural resources and waste in Finland as well as developing new technologies for environmental protection and environmental awareness. The programme makes a specific difference in terms of enabling new methodologies and resource management. Because of LIFE, environment projects have been larger and more comprehensive than would have been possible without LIFE funding.

Appendix 1 Comprehensive overview of LIFE Projects in Finland

In connection with the ex-post evaluation, data was extracted from the BUTLER database of the LIFE Unit. Table 1 and Table 2 below provide an overview of the information available on each project as well as the LIFE+ theme attached by the evaluation team to the project. The budget figures for LIFE co-financing do not necessarily correspond to the actual payments made.

Table 2 Overview of LIFE Environment Projects in Finland

Id.	Title	LIFE generation	Funding year	Start year	End year	Total budget (EUR)	LIFE co-financing budget (EUR)	Beneficiary type	International partners (yes/no)	LIFE+ theme
LIFE96 ENV/FIN/000049	Turning industrial and communal wet biological wastes into heat	LIFE II	1996	1997	2000	575,662	160,726	SME	No	Natural resources and waste
LIFE96 ENV/FIN/000063	Management System for Preventing Acidification due to Land Use in Acid Sulphate Soil Areas: Demonstration Project in the Les-tijoki River Catchment	LIFE II	1996	1996	1999	416,422	182,914	Regional authority	No	Water
LIFE96 ENV/FIN/000068	Lake Pyhäjärvi Restoration Project - Tool Development	LIFE II	1996	1996	2001	1,380,093	629,101	Regional authority	No	Water
LIFE96 ENV/FIN/000071	Planning of Coastal Areas at the Gulf of Finland	LIFE II	1996	1996	1999	589,932	286,290	Regional authority	No	Soil
LIFE96 ENV/FIN/000074	Regional Glass Waste Recovery and Recycling Organized as a Pilot Project in the Helsinki University Central Hospital and Two Hospital Districts in the Province of Uusimaa, Finland	LIFE II	1996	1996	1998	156,158	78,079	Public enterprise	No	Natural resources and waste
LIFE96 ENV/FIN/000077	Sustainable Development in Agriculture; Indicators and Demonstrations; Administrative Programmes	LIFE II	1996	1997	2000	1,629,946	664,714	Research institutions	No	Soil

Id.	Title	LIFE generation	Funding year	Start year	End year	Total budget (EUR)	LIFE co-financing budget (EUR)	Beneficiary type	International partners (yes/no)	LIFE+ theme
LIFE97 ENV/FIN/000326	Controlled closing of landfills with after-treatment using waste materials from energy production and industries; development of a method.	LIFE II	1997	1997	1999	932,216	249,834	Public enterprise	No	Natural resources and waste
LIFE97 ENV/FIN/000328	Regional remediation processing centre for contaminated soils.	LIFE II	1997	1997	2000	3,125,659	588,930	International enterprise	No	Soil
LIFE97 ENV/FIN/000331	Sustainable development through cooperative planning.	LIFE II	1997	1997	2000	501,312	233,283	Local authority	No	Urban environment
LIFE97 ENV/FIN/000335	Management of the Runoff Waters from Arable Land.	LIFE II	1997	1997	2001	708,832	348,484	Research institutions	No	Water
LIFE97 ENV/FIN/000336	Coupling of CORINAIR data to cost-effective emission reduction strategies based on critical thresholds.	LIFE II	1997	1997	2000	924,235	452,823	Research institutions	No	Air
LIFE98 ENV/FIN/000566	Disposal management system for utilization of industrial phosphogypsum and fly ash	LIFE II	1998	1998	2002	926,615	412,052	SME	No	Natural resources and waste
LIFE98 ENV/FIN/000573	A cost-effective decision support system for management of boreal river basins	LIFE II	1998	1998	2001	853,709	411,995	Regional authority	No	Water
LIFE98 ENV/FIN/000574	Recycled-based treatment system for organic waste and wastewater	LIFE II	1998	1998	2003	399,730	164,423	Local authority	No	Water
LIFE98 ENV/FIN/000577	Reclamation of Plastic Waste generated in Hospitals	LIFE II	1998	1998	2001	333,915	150,262	Public enterprise	No	Natural resources and waste
LIFE98 ENV/FIN/000579	Environmental protection in agriculture and local Agenda 21 applied to the river Vantaa Area	LIFE II	1998	1998	2002	540,108	267,717	Regional authority	No	Urban environment

Id.	Title	LIFE generation	Funding year	Start year	End year	Total budget (EUR)	LIFE co-financing budget (EUR)	Beneficiary type	International partners (yes/no)	LIFE+ theme
LIFE99 ENV/FIN/000213	Integration of environmental priorities with agricultural policies in order to minimise the nutrient load on inland waters and the Baltic Sea (LIFE FOR LAKES)	LIFE II	1999	1999	2002	1,049,694	518,120	National authority	No	Water
LIFE99 ENV/FIN/000216	Vital Vaasa-Pilot framework and action programme for revitalisation of the water cycle in an urban landscape structure.	LIFE II	1999	1999	2002	776,692	381,871	Local authority	No	Urban environment
LIFE99 ENV/FIN/000219	Waste Prevention Advisory Project	LIFE II	1999	1999	2002	293,152	146,576	Research institutions	No	Natural resources and waste
LIFE99 ENV/FIN/000221	A New Integrated Management System for the Restoration of Eutrophied Boreal Lakes A demonstration project in the Lake Lappajärvi catchment	LIFE II	1999	1999	2003	1,306,820	601,272	Regional authority	No	Water
LIFE99 ENV/FIN/000222	Construction waste recycle system	LIFE II	1999	1999	2003	1,619,835	347,100	SME	No	Natural resources and waste
LIFE99 ENV/FIN/000224	Internet-based GIS System for Environmental Risk Management of Hazardous and Oil Material Transportation : A Pilot Case in Central Region Finland.	LIFE II	1999	1999	2001	558,384	269,101	SME	No	Chemicals
LIFE00 ENV/FIN/000646	Integrated Management System for the Bothnian Bay	LIFE II	2000	2001	2005	1,049,120	520,000	Regional authority	Yes	Water

Id.	Title	LIFE generation	Funding year	Start year	End year	Total budget (EUR)	LIFE co-financing budget (EUR)	Beneficiary type	International partners (yes/no)	LIFE+ theme
LIFE00 ENV/FIN/000649	Role of the littoral area as a part of an optimal model for environmental monitoring and the involvement of the local people	LIFE II	2000	2001	2004	898,002	443,509	Regional authority	No	Water
LIFE00 ENV/FIN/000656	Eco-design and marketing model for rural products and services	LIFE II	2000	2001	2004	461,737	228,747	Development agency	No	Strategic Approaches
LIFE00 ENV/FIN/000666	Coastal management strategy for Southwest Finland	LIFE II	2000	2001	2005	660,905	324,905	Development agency	Yes	Soil
LIFE00 ENV/FIN/000668	Integrated river basin management - a network for optimized water management, rehabilitation and protection of aquatic ecosystems in Karjaanjoki area	LIFE II	2000	2001	2005	2,298,183	1,062,503	Development agency	No	Water
LIFE02 ENV/FIN/000319	Operation model of environmental management in Salo region	LIFE III	2002	2002	2005	480,600	229,050	Local authority	No	Strategic Approaches
LIFE02 ENV/FIN/000320	Creation of the environmental evaluation system for educational establishments	LIFE III	2002	2001	2005	1,071,656	534,891	Training centre	No	Strategic Approaches
LIFE02 ENV/FIN/000321		LIFE III	2002	2002	2004	1,119,674	558,462	University	No	Strategic Approaches
LIFE02 ENV/FIN/000322	Integrated management of rural-based environmental education - relations of environment, food chain and sustainable development	LIFE III	2002	2002	2006	1,142,092	562,001	SME	No	Strategic Approaches
LIFE02 ENV/FIN/000324	Ecologically sound tourism in Rokua area	LIFE III	2002	2002	2005	1,396,996	698,498	Local authority	No	Strategic Approaches

Id.	Title	LIFE generation	Funding year	Start year	End year	Total budget (EUR)	LIFE co-financing budget (EUR)	Beneficiary type	International partners (yes/no)	LIFE+ theme
LIFE02 ENV/FIN/000328	Waste injection into the stone wool melting furnace	LIFE III	2002	2001	2005	871,300	194,490	International enterprise	No	Natural resources and waste
LIFE02 ENV/FIN/000329	Environmentally friendly systems to renovate secondary roads. A demonstration project in Luopioinen, Finland	LIFE III	2002	2001	2005	1,253,630	626,815	Public enterprise	No	Natural resources and waste
LIFE02 ENV/FIN/000331	The Eco-Efficiency of Regions - Case Kymenlaakso (ECOREG)	LIFE III	2002	2002	2005	681,400	338,000	Research institutions	No	Strategic Approaches
LIFE03 ENV/FIN/000235	EarthShell	LIFE III	2003	2002	2005	14,730,047	2,625,014	International enterprise	No	Strategic Approaches
LIFE03 ENV/FIN/000237	Reuse of industrial Waste and Waste to Prevent Eutrophication by a new Environmentally Sustainable and Cost effective Approach	LIFE III	2003	2002	2007	7,004,999	1,188,592	Local authority	No	Water
LIFE03 ENV/FIN/000250	Demonstration of the use of Monitored Natural Attenuation (MNA) as a Remediation Technology	LIFE III	2003	2003	2007	638,906	311,040	Research institutions	No	Soil
LIFE04 ENV/FI/000299	A performance and marketing model for an ecologically and ethically sustainable equine sports.	LIFE III	2004	2004	2008	1,109,767	548,848	Development agency	No	Strategic Approaches
LIFE04 ENV/FI/000300	Risk assessment and risk management procedure for arsenic in the Tampere region	LIFE III	2004	2004	2008	1,594,000	797,000	Public enterprise	No	Chemicals

Id.	Title	LIFE generation	Funding year	Start year	End year	Total budget (EUR)	LIFE co-financing budget (EUR)	Beneficiary type	International partners (yes/no)	LIFE+ theme
LIFE04 ENV/FI/000304	Integration of spatial environmental information across different themes, scales, resolutions and uses : added value of facilitating mechanisms	LIFE III	2004	2004	2007	1,117,826	550,413	University	No	Strategic Approaches
LIFE04 ENV/FI/000308	Tourist Destinations as Landscape Laboratories - Tools for Sustainable Tourism	LIFE III	2004	2004	2007	1,801,180	896,900	Public enterprise	No	Strategic Approaches
LIFE04 ENV/FI/000309	Eco-Efficient Mass Event EMS manual	LIFE III	2004	2004	2006	419,040	204,866	University	No	Strategic Approaches
LIFE05 ENV/FIN/000530	Care4Nature	LIFE III Extension	2005	2005	2008	831,377	373,751	NGO-Foundation	No	Natural resources and waste
LIFE05 ENV/FIN/000539	Waste Prevention Kit for enterprises, education and households	LIFE III Extension	2005	2005	2008	1,078,035	539,017	Local authority	No	Natural resources and waste
LIFE06 ENV/FIN/000195	Controlled Treatment of TBT-Contaminated Dredged Sediments for the Beneficial Use in Infrastructure Applications Case: Aurajoki - Turku	LIFE III Extension	2006	2006	2009	3,721,425	974,228	SME	No	Natural resources and waste
LIFE06 ENV/FIN/000201	Control of VOC emissions from mechanical pulping beyond BAT	LIFE III Extension	2006	2006	2010	579,370	286,335	SME	No	Air

Table 3 Overview of LIFE Nature Projects in Finland

Id.	Title	LIFE generation	Funding year	Start year	End year	Total budget (EUR)	LIFE co-financing (EUR)	Beneficiary type	International partners (yes/no)	Directive (Birds, Habitats) or biodiversity
LIFE96 NAT/FIN/003023	Rahja archipelago	LIFE II	1996	1996	2002	1,948,881	974,440	Regional authority	No	Habitats
LIFE96 NAT/FIN/003025	Restoration of active raised bogs, aapamires and bog woodland in Natura 2000 sites	LIFE II	1996	1996	2000	817,467	408,733	Park-Reserve authority	No	Habitats
LIFE96 NAT/FIN/003026	Protection of old-growth forests in Kuusamo area	LIFE II	1996	1997	1999	4,348,227	2,174,113	Regional authority	No	Habitats
LIFE96 NAT/FIN/003027	Restoration of grasslands and pastures in Archipelago National Park and Biosphere Reserve	LIFE II	1996	1997	2000	2,102,450	1,051,225	Park-Reserve authority	No	Habitats
LIFE96 NAT/FIN/003028	Biodiversity management in Natura 2000-areas of the Yyteri Peninsula	LIFE II	1996	1997	1999	1,197,230	598,615	Local authority	No	Habitats
LIFE97 NAT/FIN/004086	Restoration of fluvial ecosystems containing pearl mussels	LIFE II	1997	1997	2003	728,684	364,342	University	No	Habitats
LIFE97 NAT/FIN/004090	Biodiversity: "Recreation and maintenance of wooded meadows, Aland"	LIFE II	1997	1998	2001	341,156	170,620	Regional authority	No	Habitats
LIFE97 NAT/FIN/004095	Protection of aapa-mires in Lapland and Ostrobothnia	LIFE II	1997	1997	2003	6,186,211	3,031,243	Regional authority	No	Habitats
LIFE97 NAT/FIN/004098	Conservation of the Lesser White-fronted Goose in Finland	LIFE II	1997	1997	2000	1,010,643	687,238	Park-Reserve authority	Yes	Birds

Id.	Title	LIFE generation	Funding year	Start year	End year	Total budget (EUR)	LIFE co-financing (EUR)	Beneficiary type	International partners (yes/no)	Directive (Birds, Habitats) or biodiversity
LIFE97 NAT/FIN/004102	Conservation and Management of the Porvoonjoki Estuary - Stenböle Natura 2000 Area	LIFE II	1997	1997	2001	1,014,089	507,045	Regional authority	No	Habitats
LIFE97 NAT/FIN/004105	Viikki-Vanhankaupunginlahti: a birdlife paradise in the middle of Helsinki	LIFE II	1997	1997	2000	451,270	225,635	Local authority	No	Birds
LIFE97 NAT/FIN/004110	Quark Archipelago	LIFE II	1997	1997	2003	2,323,481	1,161,740	Regional authority	No	Habitats
LIFE98 NAT/FIN/005325	Ensuring the purity of the breed of the wild forest reindeer (<i>Rangifer tarandus fennicus</i>)	LIFE II	1998	1998	2001	811,623	405,811	NGO-Foundation	No	Habitats
LIFE99 ENV/FIN/000215	Forest-Sax-Project	LIFE II	1999	1999	2002	958,503	154,857	Mixt enterprise	No	Habitats
LIFE99 NAT/FIN/006247	Deciduous Western Taigas and Herb-rich Forests in Pohjois-Savo	LIFE II	1999	1999	2003	1,998,666	999,333	Regional authority	No	Habitats
LIFE99 NAT/FIN/006251	Protection of Taiga and Freshwater Ecosystems in Central Finland	LIFE II	1999	1999	2002	1,077,580	538,790	Regional authority	No	Habitats
LIFE99 NAT/FIN/006255	Nature conservation within the Ekenäs-Hangö-Pojo archipelago area	LIFE II	1999	1999	2003	1,176,542	588,271		No	Habitats
LIFE99 NAT/FIN/006267	Conservation of Ylläs-Aakenus Western Taiga Forest Area in Lapland	LIFE II	1999	1999	2003	1,682,720	824,533	Regional authority	No	Habitats

Id.	Title	LIFE generation	Funding year	Start year	End year	Total budget (EUR)	LIFE co-financing (EUR)	Beneficiary type	International partners (yes/no)	Directive (Birds, Habitats) or biodiversity
LIFE99 NAT/FIN/006268	Combining protection with other forms of land use in the natural boreal forests of the Syöte area	LIFE II	1999	1999	2003	1,528,828	764,414	Regional authority	No	Habitats
LIFE99 NAT/FIN/006272	Conservation and management of boreal groves	LIFE II	1999	1999	2004	466,789	233,394	Regional authority	No	Habitats
LIFE99 NAT/FIN/006276	Integration of protection and usages of bird areas in Lapland	LIFE II	1999	1999	2003	1,084,193	531,255	Regional authority	No	Birds
LIFE99 NAT/FIN/006278	Management of the most valuable wetlands in SW Finland	LIFE II	1999	1999	2004	1,429,597	714,799	Regional authority	No	Birds
LIFE00 NAT/FIN/007059	Conservation of <i>Cypripedium calceolus</i> and <i>Saxifraga hirculus</i> in Northern Finland	LIFE II	2000	2000	2005	1,903,380	951,690	Regional authority	No	Habitats
LIFE00 NAT/FIN/007060	Protection and usage of aapa mires with a rich avifauna	LIFE II	2000	2000	2006	3,230,314	1,589,314	Regional authority	No	Habitats
LIFE00 NAT/FIN/007061	Protection and management of the valuable wetland Siikalahti	LIFE II	2000	2001	2004	723,712	361,856	Regional authority	No	Birds
LIFE00 NAT/FIN/007062	Herb-Rich Forests, Forests of <i>Dendroica leucotos</i> and Western Taigas in North Karelia	LIFE II	2000	2001	2005	946,346	473,173	Regional authority	No	Habitats
LIFE00 NAT/FIN/007067	Restoration and management of meadows in Finland, Sweden and Estonia	LIFE II	2000	2001	2004	1,044,374	906,889	NGO-Foundation	Yes	Habitats

Id.	Title	LIFE generation	Funding year	Start year	End year	Total budget (EUR)	LIFE co-financing (EUR)	Beneficiary type	International partners (yes/no)	Directive (Birds, Habitats) or biodiversity
LIFE02 NAT/FIN/008465	Restoration and protection of the River Simojoki	LIFE III	2002	2002	2007	1,138,525	495,258	Regional authority	No	Habitats
LIFE02 NAT/FIN/008466	Evo Forest - Awareness-raising and protection of Southern Finland forest biotopes	LIFE III	2002	2002	2006	863,560	431,780	University	No	Habitats
LIFE02 NAT/FIN/008468	Management of Urban Nature 2000 areas in SW Finland	LIFE III	2002	2002	2007	1,715,100	857,550	Local authority	No	Habitats
LIFE02 NAT/FIN/008469	Protection of aapa mire wilderness in Ostrobothnia and Kainuu	LIFE III	2002	2001	2006	1,700,142	834,770	Regional authority	No	Habitats
LIFE02 NAT/FIN/008470	Restoration of mire and bog ecosystems in North-Savo with reference to environmental education	LIFE III	2002	2002	2006	2,157,341	1,027,694		No	Habitats
LIFE02 NAT/FIN/008471	Protection of valuable bird-rich wetlands in Central Finland	LIFE III	2002	2001	2006	1,578,800	789,400	Regional authority	No	Habitats
LIFE2002NAT/CP/FIN/000027	Best practices in Finnish Wetlands - networking for improved wetland management	LIFE III	2002	2003	2005	157,038	60,000		No	Biodiversity
LIFE2002NAT/ST/FIN/000024	Conservation of Anser erythropus on the European migration route	LIFE III	2002	2002	2004	30,300	27,200		No	Birds
LIFE03 NAT/FIN/000034	Restoration of boreal forests and forest-covered mires	LIFE III	2003	2002	2008	3,680,467	1,840,234	Regional authority	No	Habitats

Id.	Title	LIFE generation	Funding year	Start year	End year	Total budget (EUR)	LIFE co-financing (EUR)	Beneficiary type	International partners (yes/no)	Directive (Birds, Habitats) or biodiversity
LIFE03 NAT/FIN/000035	LIFE to Koli - Restoration of the forests and meadows in the nature park	LIFE III	2003	2002	2007	664,127	332,064	Research institutions	No	Habitats
LIFE03 NAT/FIN/000036	Karelian mires and virgin forests - pearls in the chain of geohistory	LIFE III	2003	2002	2007	1,461,628	719,121	Regional authority	No	Habitats
LIFE03 NAT/FIN/000039	Management of wetlands along the Gulf of Finland migratory flyway	LIFE III	2003	2003	2007	3,290,718	1,645,359	Regional authority	No	Birds
LIFE04 NAT/FI/000076	Restoration and maintenance of valuable aquatic bird habitats of Pirkanmaa	LIFE III	2004	2004	2009	568,766	284,383	Regional authority	No	Birds
LIFE04 NAT/FI/000078	Natural Forests and mires in the "Green Belt" of Koillismaa and Kainuu	LIFE III	2004	2004	2008	1,174,348	587,174	Regional authority	No	Habitats
LIFE05 NAT/FIN/000104	Restoration of dune and coastal habitats in the Vattaja Military Area	LIFE III Extension	2005	2005	2009	1,807,330	903,665	National authority	No	Habitats
LIFE05 NAT/FIN/000105	Conservation of Anser erythropus on European migration route	LIFE III Extension	2005	2005	2009	1,097,900	749,025	NGO-Foundation	No	Birds
LIFE06 NAT/FIN/000128	Promotion of public awareness and protection of aapa mires in Lapland	LIFE III Extension	2006	2006	2011	1,726,925	856,042	Regional authority	No	Habitats
LIFE06 NAT/FIN/000129	From Ancient to the Present Estuary, Kokemäenjoki Wetland Chain	LIFE III Extension	2006	2006	2011	3,408,558	1,704,279	National authority	No	Habitats

Appendix 2 Summary tables on LIFE Environment projects in Finland

Table 4 Overview of LIFE ENV projects in Finland by year, 1996-2006

Generation	Year	Number of projects	Total budget (EUR million)	Total LIFE co-financing budget (EUR million)	Average duration (years)	Average LIFE funding per project (EUR million)
LIFE II	1996	6	4.7	2.0	3.2	0.3
	1997	5	6.2	1.9	3.0	0.4
	1998	5	3.1	1.4	3.8	0.3
	1999	6	5.6	2.3	3.2	0.4
	Total	22	19.6	7.5	3.3	0.3
LIFE III	2000	5	5.4	2.6	3.6	0.5
	2002	8	8.0	3.7	3.4	0.5
	2003	3	22.4	4.1	4.0	1.4
	2004	5	6.0	3.0	3.2	0.6
	Total	21	42	13	3.5	0.6
LIFE III extension	2005	2	1.9	0.9	3.0	0.5
	2006	2	4.3	1.3	3.5	0.6
	Total	4	6.2	2.2	3.3	0.5
Grand total		47	67.6	23.2	3.4	0.5
Comparative figures for all ENV projects		1,076	1,947.7	615.9	3.3	0.6

Table 5 Overview of LIFE ENV projects in Finland 1996-2006 by theme

LIFE+ theme	No. of projects	In % of total	Total budget (EUR million)	In % of total	LIFE contribution (EUR million)	In % of total
Climate change	0	0%	0.0	0%	0.0	0%
Air	2	4%	1.5	2%	0.7	3%
Water	11	23%	17.4	26%	6.1	26%
Soil	5	11%	6.6	10%	2.2	9%
Forests	0	0%	0.0	0%	0.0	0%
Natural resources and waste	12	26%	12.6	19%	4.3	18%
Chemicals	2	4%	2.2	3%	1.1	5%
Urban environment	3	6%	1.8	3%	0.9	4%
Strategic approaches	12	26%	25.5	38%	8.0	34%
Total	47	100%	67.6	100%	23.2	100%

Table 6 Finland LIFE ENV projects 1996-2006 according to beneficiary type

Beneficiary type	No. of projects	In % of total	Total budget (EUR million)	In % of total	LIFE contribution (EUR million)	In % of total
Public entities						
National authority	1	2%	1.0	2%	0.5	2%
Regional authority	8	17%	7.0	10%	3.3	14%
Local authority	7	15%	11.6	17%	3.4	15%
Development agency	4	9%	4.5	7%	2.2	9%
Intergovernmental body	0	0%	0.0	0%	0.0	0%
Park-reserve authority	0	0%	0.0	0%	0.0	0%
Sub-total	20	43%	24.3	36%	9.5	41%
Public and private enterprises						
International enterprise	3	6%	18.7	28%	3.4	15%
Large enterprise	0	0%	0.0	0%	0.0	0%
SME Small and medium sized enterprise	0	0%	0.0	0%	0.0	0%
Mixed enterprise	6	13%	6.1	9%	2.8	12%
Public enterprise	7	15%	9.1	13%	3.0	13%
Sub-total	16	34%	33.9	50%	9.2	40%
NGOs and research						
NGO-Foundation	1	2%	0.8	1%	0.4	2%
Research institutions	6	13%	4.9	7%	2.3	10%
University	3	6%	2.7	4%	1.3	6%
Training centre	1	2%	1.1	2%	0.5	2%
Sub-total	11	23%	9.4	14%	4.5	19%
None indicated	0	0%	0.0	0%	0.0	0%
Total	47	100%	67.6	100%	23.2	100%

Appendix 3 Summary tables on LIFE Nature projects in Finland

Table 7 Overview of LIFE NAT projects in Finland, 1996-2006

Generation	Year	Number of projects	Total budget (EUR million)	Total LIFE co-financing budget (EUR million)	Average duration (years)	Average LIFE funding per project (EUR million)
LIFE II	1996	5	10.4	5.2	3.4	1.0
	1997	7	12.1	6.1	4.4	0.9
	1998	1	0.8	0.4	3.0	0.4
	1999	9	11.4	5.3	4.0	0.6
	Total	22	34.7	17.1	4.0	0.8
LIFE III	2000	5	7.8	4.3	4.2	0.9
	2002	8	9.3	4.5	4.0	0.6
	2003	4	9.1	4.5	5.0	1.1
	2004	2	1.7	0.9	4.5	0.4
	Total	19	28	14	4.3	0.7
LIFE III extension	2005	2	2.9	1.7	4.0	0.8
	2006	2	5.1	2.6	5.0	1.3
	Total	4	8.0	4.2	4.5	1.1
Grand total		45	70.8	35.5	4.2	0.8
Comparative figures for all NAT projects		771	1,224.1	637.2	4.2	0.8

Table 8 Categories of LIFE NAT projects in Finland, 1996-2006

LIFE NAT themes	No. of projects	In % of total	Total budget (EUR million)	In % of total	LIFE contribution (EUR million)	In % of total
Habitats Directive	35	78%	60.9	86%	30.3	85%
Birds Directive	9	20%	9.7	14%	5.2	15%
Biodiversity projects	1	2%	0.2	0%	0.1	0%
Total	45	100%	70.8	100%	35.5	100%

Table 9 Finland LIFE NAT projects 1996-2006 according to beneficiary type

Beneficiary type	No. of projects	In % of total	Total budget (EUR million)	In % of total	LIFE contribution (EUR million)	In % of total
Public entities						
National authority	2	4%	5.2	7%	2.6	7%
Regional authority	26	58%	48.6	69%	24.1	68%
Local authority	3	7%	3.4	5%	1.7	5%
Development agency	0	0%	0.0	0%	0.0	0%
Intergovernmental body	0	0%	0.0	0%	0.0	0%
Park-reserve authority	3	7%	3.9	6%	2.1	6%
Sub-total	34	76%	61.1	86%	30.5	86%
Public and private enterprises						
International enterprise	0	0%	0.0	0%	0.0	0%
Large enterprise	0	0%	0.0	0%	0.0	0%
SME Small and medium sized enterprise	1	2%	1.0	1%	0.2	0%
Mixed enterprise	0	0%	0.0	0%	0.0	0%
Public enterprise	0	0%	0.0	0%	0.0	0%
Sub-total	1	2%	1.0	1%	0.2	0%
NGOs and research						
NGO-Foundation	3	7%	3.0	4%	2.1	6%
Research institutions	1	2%	0.7	1%	0.3	1%
University	2	4%	1.6	2%	0.8	2%
Training centre	0	0%	0.0	0%	0.0	0%
Sub-total	6	13%	5.2	7%	3.2	9%
None indicated	4	9%	3.5	5%	1.7	5%
Total	45	100%	70.8	100%	35.5	100%