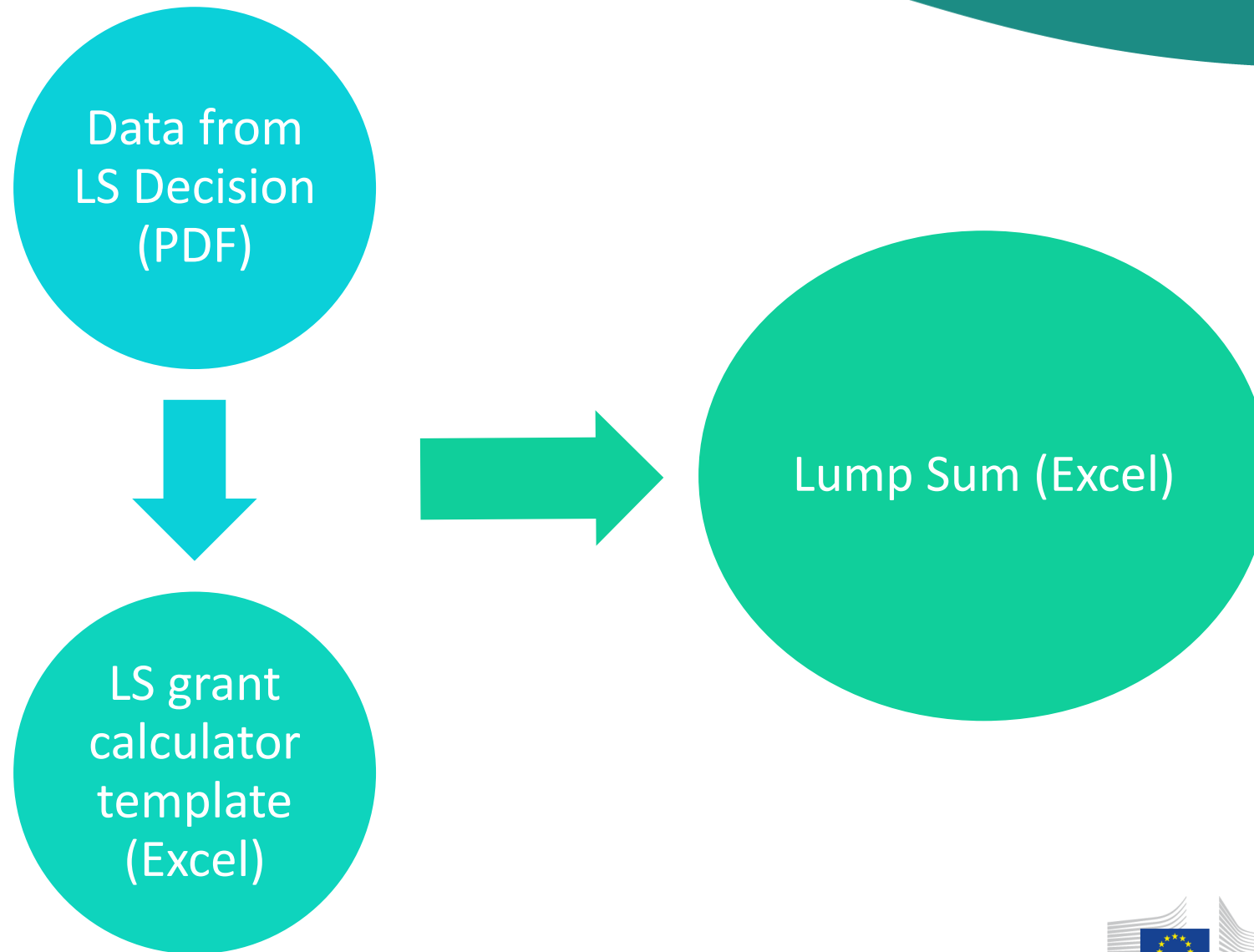







# SUSTAINABLE & SMART MOBILITY STRATEGY

Presentation of the use of the calculator





## Where to find in the LS Decision the data to be used for the calculation of the Lump Sum?

|                |   |   |
|----------------|---|---|
| Work Package 1 |    | Table 18 on page 48   |
| Work Package 2 |    | Table 19 on page 51 & 52 (Cluster A) and table 20 on page 54 (Cluster B)                        |
| Work Package 3 |    | Table 22 on page 58   |
| Work Package 4 |    | Table 24 on page 59, table 25 on page 60, table 26 on page 61 & 62 and table 27 on page 62 & 63 |
| Work Package 5 |  | Table 28 on page 64 and table 29 on page 64 & 65  |

## LS grant calculator template

| CEF TA LUMP SUM GRANT CALCULATOR |   |          |          |          |       |
|----------------------------------|---|----------|----------|----------|-------|
| 1                                |   |          |          |          |       |
| 2                                |   |          |          |          |       |
| 3                                |   |          |          |          |       |
| 4                                | Member State  | XX       |          |          |       |
| 5                                | Beneficiary name  |          |          |          |       |
| 6                                |   |          |          |          |       |
| 7                                | WP  | 2025     | 2026     | 2027     | Total |
| 8                                | Forms of funding  | lump sum | lump sum | lump sum |       |
| 9                                | WP1 - Cooperation within the European Transport Corridors   | - €      | - €      | - €      | - €   |
| 10                               | Task 1.a - Participation in meetings such as Corridor Forums/HP Forums, working groups and conferences  |          |          |          | - €   |
| 11                               | Task 1.b - Consultation and approval of the regularly updated Corridor Work Plans related implementing acts   |          |          |          | - €   |
| 12                               | Task 1.c - Consultation of implementing acts defining the reference water levels related to the Good Navigation Status of the TEN-T inland waterways  |          |          |          | - €   |
| 13                               | Task 1.d - Cooperation with the European Coordinators, national stakeholders and other Member States  |          |          |          | - €   |
| 14                               | WP2 - Support to urban nodes  |          |          | - €      | - €   |
| 15                               | Task 2.a - Cluster A Sustainable urban mobility planning (SUMP) - Adopting a national SUMP support programme  |          |          |          | - €   |
| 16                               | Task 2.b - Cluster A Sustainable urban mobility planning (SUMP) - National network of urban nodes   |          |          |          | - €   |
| 17                               | Task 2.c - Cluster A Sustainable urban mobility planning (SUMP) - Preparation of national SUMP Guidelines   |          |          |          | - €   |
| 18                               | Task 2.d - Cluster A Sustainable urban mobility planning (SUMP) - Assessing the preparedness of urban nodes   |          |          |          | - €   |
| 19                               | Task 2.e - Cluster A Sustainable urban mobility planning (SUMP) - Expert support to urban nodes   |          |          |          | - €   |
| 20                               | Task 2.f - Cluster B Urban Mobility indicators (UMI) - Analysis of data availability  |          |          |          | - €   |
| 21                               | Task 2.g - Cluster B Urban Mobility indicators (UMI) - Support to implement the data generation plans   |          |          |          | - €   |
| 22                               | WP3 - Cooperation within the Rail Freight Corridors ensuring adequate coordination with the European Transport Corridors  | - €      | - €      | - €      | - €   |
| 23                               | Task 3.a - Preparation of, participation in and follow-up to meetings at corridor level involving stakeholders of the rail freight corridor and cooperation with the European Coordinator responsible for the corresponding European Transport Corridor |          |          |          | - €   |
| 24                               | Task 3.b - Preparation of, participation in and follow-up to meetings for coordination between several or all rail freight corridors  |          |          |          | - €   |
| 25                               | Task 3.c - Coordination activities within the Member State involving in particular the infrastructure manager(s), railway undertakings, terminal owners and managers, regional and local authorities and other relevant stakeholders                    |          |          |          | - €   |
| 26                               | Task 3.d - Preparation of the report pursuant to Article 22 of the Regulation   |          |          |          | - €   |
| 27                               | WP4 - CEF 2021-2027: Communication, appraisal of CEF project proposals and technical monitoring of CEF 2 projects in Cohesion countries   | - €      | - €      | - €      | - €   |
| 28                               | Task 4.a - Communication  |          |          |          | - €   |
| 29                               | Task 4.b - Appraisal of CEF project proposals   |          |          |          | - €   |
| 30                               | Task 4.c - Technical monitoring of the selected ongoing projects  |          |          |          | - €   |
| 31                               | WP5 - CEF 2014-2020: Legacy management for technical and financial monitoring in Cohesion countries   | - €      | - €      | - €      | - €   |
| 32                               | Task 5.a - Technical monitoring of the selected ongoing projects  |          |          |          | - €   |
| 33                               | Task 5.b - Communication  |          |          |          | - €   |
| 34                               | Total WP 1, 3, 4 and 5 (based on yearly contribution)   | - €      | - €      | - €      | - €   |
| 35                               | Total WP 2 (based on contribution for the entire period)  |          |          | - €      | - €   |
| 36                               | Maximum grant amount  |          |          |          | - €   |
| 37                               |   |          |          |          |       |

| CEF TA LUMP SUM GRANT CALCULATOR |   |          |          |          |       |
|----------------------------------|---|----------|----------|----------|-------|
| 1                                |   |          |          |          |       |
| 2                                |   |          |          |          |       |
| 3                                |   |          |          |          |       |
| 4                                | Member State  |          | XX       |          |       |
| 5                                | Beneficiary name  |          |          |          |       |
| 6                                |   |          |          |          |       |
| 7                                | WP  | 2025     | 2026     | 2027     | Total |
| 8                                | Forms of funding  | lump sum | lump sum | lump sum |       |
| 9                                | WP1 - Cooperation within the European Transport Corridors   | - €      | - €      | - €      | - €   |
| 10                               | Task 1.a - Participation in meetings such as Corridor Forums/HP Forums, working groups and conferences  |          |          |          | - €   |
| 11                               | Task 1.b - Consultation and approval of the regularly updated Corridor Work Plans related implementing acts   |          |          |          | - €   |
| 12                               | Task 1.c - Consultation of implementing acts defining the reference water levels related to the Good Navigation Status of the TEN-T inland waterways  |          |          |          | - €   |
| 13                               | Task 1.d - Cooperation with the European Coordinators, national stakeholders and other Member States  |          |          |          | - €   |
| 14                               | WP2 - Support to urban nodes  |          |          | - €      | - €   |
| 15                               | Task 2.a - Cluster A Sustainable urban mobility planning (SUMP) - Adopting a national SUMP support programme  |          |          |          | - €   |
| 16                               | Task 2.b - Cluster A Sustainable urban mobility planning (SUMP) - National network of urban nodes   |          |          |          | - €   |
| 17                               | Task 2.c - Cluster A Sustainable urban mobility planning (SUMP) - Preparation of national SUMP Guidelines   |          |          |          | - €   |
| 18                               | Task 2.d - Cluster A Sustainable urban mobility planning (SUMP) - Assessing the preparedness of urban nodes   |          |          |          | - €   |
| 19                               | Task 2.e - Cluster A Sustainable urban mobility planning (SUMP) - Expert support to urban nodes   |          |          |          | - €   |
| 20                               | Task 2.f - Cluster B Urban Mobility indicators (UMI) - Analysis of data availability  |          |          |          | - €   |
| 21                               | Task 2.g - Cluster B Urban Mobility indicators (UMI) - Support to implement the data generation plans   |          |          |          | - €   |
| 22                               | WP3 - Cooperation within the Rail Freight Corridors ensuring adequate coordination with the European Transport Corridors  | - €      | - €      | - €      | - €   |
| 23                               | Task 3.a - Preparation of, participation in and follow-up to meetings at corridor level involving stakeholders of the rail freight corridor and cooperation with the European Coordinator responsible for the corresponding European Transport Corridor |          |          |          | - €   |
| 24                               | Task 3.b - Preparation of, participation in and follow-up to meetings for coordination between several or all rail freight corridors  |          |          |          | - €   |
| 25                               | Task 3.c - Coordination activities within the Member State involving in particular the infrastructure manager(s), railway undertakings, terminal owners and managers, regional and local authorities and other relevant stakeholders                    |          |          |          | - €   |
| 26                               | Task 3.d - Preparation of the report pursuant to Article 22 of the Regulation   |          |          |          | - €   |
| 27                               | WP4 - CEF 2021-2027: Communication, appraisal of CEF project proposals and technical monitoring of CEF 2 projects in Cohesion countries   | - €      | - €      | - €      | - €   |
| 28                               | Task 4.a - Communication  |          |          |          | - €   |
| 29                               | Task 4.b - Appraisal of CEF project proposals   |          |          |          | - €   |
| 30                               | Task 4.c - Technical monitoring of the selected ongoing projects  |          |          |          | - €   |
| 31                               | WP5 - CEF 2014-2020: Legacy management for technical and financial monitoring in Cohesion countries   | - €      | - €      | - €      | - €   |
| 32                               | Task 5.a - Technical monitoring of the selected ongoing projects  |          |          |          | - €   |
| 33                               | Task 5.b - Communication  |          |          |          | - €   |
| 34                               | Total WP 1, 3, 4 and 5 (based on yearly contribution)   | - €      | - €      | - €      | - €   |
| 35                               | Total WP 2 (based on contribution for the entire period)  |          |          | - €      | - €   |
| 36                               | Maximum grant amount  |          |          |          | - €   |
| 37                               |   |          |          |          |       |

## LS grant calculator template Instructions tab

| INSTRUCTIONS (TA LS CALCULATION — PROPOSAL) |  |
|---|--|
| 1   |  |
| 2   |  |
| 3   | <b>General</b>   |
| 4   | This calculator for Lump Sum TA is composed of one sheet ('MS TA - lump sums'), which must be filled-in in accordance with the Call text and with the lump sum decision for Technical Assistance under the Connecting Europe Facility. Please complete and upload the table as an Excel file together with your Application Form Part B in Funding & Tenders Portal Submission System. |
| 5   | You should indicate for each Work Package the lump sums corresponding to your Member State for each pre-defined Work Package. Please note that the lump sums are defined per year except for the WP2 devoted to the support to urban nodes, for which the lump sum is defined for the entire period.   |
| 6   | The final result of your calculation for MS proposals represents the requested EU funding and is to be encoded in the budget section of Application Form Part A under "Requested EU funding".  |
| 7   |  |
| 8   |  |
| 9   |  |
| 10  |  |
| 11  |  |
| 12  |  |
| 13  |  |
| 14  |  |
| 15  |  |
| 16  |  |
| 17  |  |
| 18  |  |
| 19  |  |
| 20  |  |
| 21  |  |
| 22  |  |
| 23  |  |
| 24  |  |



| CEF TA LUMP SUM GRANT CALCULATOR |   |          |          |          |       |
|----------------------------------|---|----------|----------|----------|-------|
| 1                                |   |          |          |          |       |
| 2                                |   |          |          |          |       |
| 3                                |   |          |          |          |       |
| 4                                | Member State  |          | XX       |          |       |
| 5                                | Beneficiary name  |          |          |          |       |
| 6                                |   |          |          |          |       |
| 7                                | WP  | 2025     | 2026     | 2027     | Total |
| 8                                | Forms of funding  | lump sum | lump sum | lump sum |       |
| 9                                | WP1 - Cooperation within the European Transport Corridors   | - €      | - €      | - €      | - €   |
| 10                               | Task 1.a - Participation in meetings such as Corridor Forums/HP Forums, working groups and conferences  |          |          |          | - €   |
| 11                               | Task 1.b - Consultation and approval of the regularly updated Corridor Work Plans related implementing acts   |          |          |          | - €   |
| 12                               | Task 1.c - Consultation of implementing acts defining the reference water levels related to the Good Navigation Status of the TEN-T inland waterways  |          |          |          | - €   |
| 13                               | Task 1.d - Cooperation with the European Coordinators, national stakeholders and other Member States  |          |          |          | - €   |
| 14                               | WP2 - Support to urban nodes  |          |          | - €      | - €   |
| 15                               | Task 2.a - Cluster A Sustainable urban mobility planning (SUMP) - Adopting a national SUMP support programme  |          |          |          | - €   |
| 16                               | Task 2.b - Cluster A Sustainable urban mobility planning (SUMP) - National network of urban nodes   |          |          |          | - €   |
| 17                               | Task 2.c - Cluster A Sustainable urban mobility planning (SUMP) - Preparation of national SUMP Guidelines   |          |          |          | - €   |
| 18                               | Task 2.d - Cluster A Sustainable urban mobility planning (SUMP) - Assessing the preparedness of urban nodes   |          |          |          | - €   |
| 19                               | Task 2.e - Cluster A Sustainable urban mobility planning (SUMP) - Expert support to urban nodes   |          |          |          | - €   |
| 20                               | Task 2.f - Cluster B Urban Mobility indicators (UMI) - Analysis of data availability  |          |          |          | - €   |
| 21                               | Task 2.g - Cluster B Urban Mobility indicators (UMI) - Support to implement the data generation plans   |          |          |          | - €   |
| 22                               | WP3 - Cooperation within the Rail Freight Corridors ensuring adequate coordination with the European Transport Corridors  | - €      | - €      | - €      | - €   |
| 23                               | Task 3.a - Preparation of, participation in and follow-up to meetings at corridor level involving stakeholders of the rail freight corridor and cooperation with the European Coordinator responsible for the corresponding European Transport Corridor |          |          |          | - €   |
| 24                               | Task 3.b - Preparation of, participation in and follow-up to meetings for coordination between several or all rail freight corridors  |          |          |          | - €   |
| 25                               | Task 3.c - Coordination activities within the Member State involving in particular the infrastructure manager(s), railway undertakings, terminal owners and managers, regional and local authorities and other relevant stakeholders                    |          |          |          | - €   |
| 26                               | Task 3.d - Preparation of the report pursuant to Article 22 of the Regulation   |          |          |          | - €   |
| 27                               | WP4 - CEF 2021-2027: Communication, appraisal of CEF project proposals and technical monitoring of CEF 2 projects in Cohesion countries   | - €      | - €      | - €      | - €   |
| 28                               | Task 4.a - Communication  |          |          |          | - €   |
| 29                               | Task 4.b - Appraisal of CEF project proposals   |          |          |          | - €   |
| 30                               | Task 4.c - Technical monitoring of the selected ongoing projects  |          |          |          | - €   |
| 31                               | WP5 - CEF 2014-2020: Legacy management for technical and financial monitoring in Cohesion countries   | - €      | - €      | - €      | - €   |
| 32                               | Task 5.a - Technical monitoring of the selected ongoing projects  |          |          |          | - €   |
| 33                               | Task 5.b - Communication  |          |          |          | - €   |
| 34                               | Total WP 1, 3, 4 and 5 (based on yearly contribution)   | - €      | - €      | - €      | - €   |
| 35                               | Total WP 2 (based on contribution for the entire period)  |          |          | - €      | - €   |
| 36                               | Maximum grant amount  |          |          |          | - €   |
| 37                               |   |          |          |          |       |

## LS grant calculator template

Attention:



Fill in **only** the white cells



Do **not** modify the blue cells



# Example Belgium

## Work Package 1 : Table 18 on page 48

Table 18. Yearly lump sum contribution per Member State and associated third country for Work Package 1

| MS | ETCs | Horizontal priorities | Activity A - Staff cost | Activity A - Travel cost | Activity B - Staff cost | Activity C - Staff cost | Activity D - Staff cost | Lump sum per year | Total for 3 years |
|----|------|-----------------------|-------------------------|--------------------------|-------------------------|-------------------------|-------------------------|-------------------|-------------------|
| BE | 2    | 2                     | 19 836                  | 2 350                    | 4 514                   | 2 442                   | 111 150                 | 140 292           | 420 876           |
| BG | 3    | 2                     | 4 320                   | 7 086                    | 1 056                   | 188                     | 23 500                  | 36 150            | 108 450           |
| CZ | 2    | 1                     | 6 072                   | 7 573                    | 1 518                   | 306                     | 35 650                  | 51 119            | 153 357           |
| DK | 1    | 2                     | 15 048                  | 4 500                    | 3 010                   | 0                       | 88 350                  | 110 908           | 332 724           |
| DE | 5    | 2                     | 27 000                  | 8 275                    | 7 128                   | 7 664                   | 141 750                 | 191 817           | 575 451           |
| EE | 2    | 2                     | 7 656                   | 6 294                    | 1 742                   | 0                       | 42 900                  | 58 592            | 175 776           |
| IE | 2    | 2                     | 18 096                  | 6 713                    | 4 118                   | 0                       | 101 400                 | 130 327           | 390 981           |
| EL | 2    | 2                     | 6 612                   | 6 699                    | 1 505                   | 0                       | 37 050                  | 51 866            | 155 598           |
| ES | 2    | 2                     | 10 788                  | 5 722                    | 2 455                   | 114                     | 60 450                  | 79 529            | 238 587           |
| FR | 4    | 2                     | 22 188                  | 7 210                    | 5 676                   | 3 347                   | 118 250                 | 156 671           | 470 013           |
| HR | 4    | 2                     | 10 836                  | 8 858                    | 2 772                   | 454                     | 57 750                  | 80 670            | 242 010           |
| IT | 5    | 2                     | 24 000                  | 9 737                    | 6 336                   | 1 459                   | 126 000                 | 167 532           | 502 596           |
| CY | 2    | 1                     | 5 808                   | 4 680                    | 1 452                   | 0                       | 34 100                  | 46 040            | 138 120           |
| LV | 2    | 2                     | 5 220                   | 6 279                    | 1 188                   | 0                       | 29 250                  | 41 937            | 125 811           |
| LT | 2    | 2                     | 6 264                   | 6 145                    | 1 426                   | 191                     | 35 100                  | 49 126            | 147 378           |
| LU | 1    | 1                     | 11 880                  | 3 521                    | 2 614                   | 98                      | 75 900                  | 94 013            | 282 039           |
| HU | 5    | 1                     | 9 288                   | 8 868                    | 2 614                   | 292                     | 49 500                  | 70 562            | 211 686           |
| MT | 1    | 1                     | 3 780                   | 3 715                    | 832                     | 0                       | 24 150                  | 32 477            | 97 431            |
| NL | 2    | 2                     | 24 012                  | 4 415                    | 5 465                   | 4 008                   | 134 550                 | 172 450           | 517 350           |
| AT | 4    | 1                     | 21 600                  | 8 597                    | 5 940                   | 686                     | 117 500                 | 154 323           | 462 969           |
| PL | 3    | 2                     | 6 480                   | 7 552                    | 1 584                   | 32                      | 35 250                  | 50 898            | 152 694           |
| PT | 1    | 2                     | 5 544                   | 5 770                    | 1 109                   | 261                     | 32 550                  | 45 234            | 135 702           |
| RO | 2    | 2                     | 7 308                   | 6 289                    | 1 663                   | 1 079                   | 40 950                  | 57 289            | 171 867           |
| SI | 3    | 2                     | 14 688                  | 8 019                    | 3 590                   | 0                       | 79 900                  | 106 197           | 318 591           |
| SK | 3    | 1                     | 6 960                   | 8 170                    | 1 848                   | 330                     | 39 000                  | 56 308            | 168 924           |
| FI | 3    | 2                     | 19 440                  | 8 674                    | 4 752                   | 1 071                   | 105 750                 | 139 687           | 419 061           |
| SE | 2    | 2                     | 14 964                  | 5 337                    | 3 406                   | 1 156                   | 83 850                  | 108 713           | 326 139           |
| UA | 4    | 2                     | 2 322                   | 11 633                   | 356                     | 0                       | 12 375                  | 26 686            | 80 058            |
| MD | 1    | 1                     | 984                     | 4 062                    | 135                     | 0                       | 5 894                   | 11 075            | 33 225            |

B10 =19836+2350

| CEF TA LUMP SUM GRANT CALCULATOR   |             |          |          |             |
|--|-------------|----------|----------|-------------|
| Member State   | BELGIUM     |          |          |             |
| Beneficiary name   |             |          |          |             |
| WP   | 2025        | 2026     | 2027     | Total       |
| Forms of funding   | lump sum    | lump sum | lump sum |             |
| WP1 - Cooperation within the European Transport Corridors  | 22.186,00 € | - €      | - €      | 22.186,00 € |
| Task 1.a - Participation in meetings such as Corridor Forums/HP Forums, working groups and conferences   | 22.186,00 € |          |          | 22.186,00 € |
| Task 1.b - Consultation and approval of the regularly updated Corridor Work Plans related implementing acts  |             |          |          | - €         |
| Task 1.c - Consultation of implementing acts defining the reference water levels related to the Good Navigation Status of the TEN-T inland waterways |             |          |          | - €         |
| Task 1.d - Cooperation with the European Coordinators, national stakeholders and other Member States   |             |          |          | - €         |

Example Belgium

Work Package 1 : Table 18 on page 48

Table 18. Yearly lump sum contribution per Member State and associated third country for Work Package 1

| MS | ETCs | Horizontal priorities | Activity A - Staff cost | Activity A - Travel cost | Activity B - Staff cost | Activity C - Staff cost | Activity D - Staff cost | Lump sum per year | Total for 3 years |
|----|------|-----------------------|-------------------------|--------------------------|-------------------------|-------------------------|-------------------------|-------------------|-------------------|
| BE |      | 2                     | 19 836                  | 2 350                    | 4 514                   | 2 442                   | 111 150                 | 140 292           | 420 876           |
| BG |      | 3                     | 4 320                   | 7 086                    | 1 056                   | 188                     | 23 500                  | 36 150            | 108 450           |
| CZ |      | 2                     | 6 072                   | 7 573                    | 1 518                   | 306                     | 35 650                  | 51 119            | 153 357           |
| DK |      | 1                     | 15 048                  | 4 500                    | 3 010                   | 0                       | 88 350                  | 110 908           | 332 724           |
| DE |      | 5                     | 27 000                  | 8 275                    | 7 128                   | 7 664                   | 141 750                 | 191 817           | 575 451           |
| EE |      | 2                     | 7 656                   | 6 294                    | 1 742                   | 0                       | 42 900                  | 58 592            | 175 776           |
| IE |      | 2                     | 18 096                  | 6 713                    | 4 118                   | 0                       | 101 400                 | 130 327           | 390 981           |
| EL |      | 2                     | 6 612                   | 6 699                    | 1 505                   | 0                       | 37 050                  | 51 866            | 155 598           |
| ES |      | 2                     | 10 788                  | 5 722                    | 2 455                   | 114                     | 60 450                  | 79 529            | 238 587           |
| FR |      | 4                     | 22 188                  | 7 210                    | 5 676                   | 3 347                   | 118 250                 | 156 671           | 470 013           |
| HR |      | 4                     | 10 836                  | 8 858                    | 2 772                   | 454                     | 57 750                  | 80 670            | 242 010           |
| IT |      | 5                     | 24 000                  | 9 737                    | 6 336                   | 1 459                   | 126 000                 | 167 532           | 502 596           |
| CY |      | 2                     | 5 808                   | 4 680                    | 1 452                   | 0                       | 34 100                  | 46 040            | 138 120           |
| LV |      | 2                     | 5 220                   | 6 279                    | 1 188                   | 0                       | 29 250                  | 41 937            | 125 811           |
| LT |      | 2                     | 6 264                   | 6 145                    | 1 426                   | 191                     | 35 100                  | 49 126            | 147 378           |
| LU |      | 1                     | 11 880                  | 3 521                    | 2 614                   | 98                      | 75 900                  | 94 013            | 282 039           |
| HU |      | 5                     | 9 288                   | 8 868                    | 2 614                   | 292                     | 49 500                  | 70 562            | 211 686           |
| MT |      | 1                     | 3 780                   | 3 715                    | 832                     | 0                       | 24 150                  | 32 477            | 97 431            |
| NL |      | 2                     | 24 012                  | 4 415                    | 5 465                   | 4 008                   | 134 550                 | 172 450           | 517 350           |
| AT |      | 4                     | 21 600                  | 8 597                    | 5 940                   | 686                     | 117 500                 | 154 323           | 462 969           |
| PL |      | 3                     | 6 480                   | 7 552                    | 1 584                   | 32                      | 35 250                  | 50 898            | 152 694           |
| PT |      | 1                     | 5 544                   | 5 770                    | 1 109                   | 261                     | 32 550                  | 45 234            | 135 702           |
| RO |      | 2                     | 7 308                   | 6 289                    | 1 663                   | 1 079                   | 40 950                  | 57 289            | 171 867           |
| SI |      | 3                     | 14 688                  | 8 019                    | 3 590                   | 0                       | 79 900                  | 106 197           | 318 591           |
| SK |      | 3                     | 6 960                   | 8 170                    | 1 848                   | 330                     | 39 000                  | 56 308            | 168 924           |
| FI |      | 3                     | 19 440                  | 8 674                    | 4 752                   | 1 071                   | 105 750                 | 139 687           | 419 061           |
| SE |      | 2                     | 14 964                  | 5 337                    | 3 406                   | 1 156                   | 83 850                  | 108 713           | 326 139           |
| UA |      | 4                     | 2 322                   | 11 633                   | 356                     | 0                       | 12 375                  | 26 686            | 80 058            |
| MD |      | 1                     | 984                     | 4 062                    | 135                     | 0                       | 5 894                   | 11 075            | 33 225            |

Excel screenshot showing the CEF TA LUMP SUM GRANT CALCULATOR. The Member State is set to BELGIUM. The WP is WP1 - Cooperation within the European Transport Corridors. The Forms of funding are detailed below.

| WP   | 2025         | 2026     | 2027     | Total        |
|--|--------------|----------|----------|--------------|
| Forms of funding   | lump sum     | lump sum | lump sum |              |
| WP1 - Cooperation within the European Transport Corridors  | 140.292,00 € | - €      | - €      | 140.292,00 € |
| Task 1.a - Participation in meetings such as Corridor Forums/HP Forums, working groups and conferences   | 22.186,00 €  |          |          | 22.186,00 €  |
| Task 1.b - Consultation and approval of the regularly updated Corridor Work Plans related implementing acts  | 4.514,00 €   |          |          | 4.514,00 €   |
| Task 1.c - Consultation of implementing acts defining the reference water levels related to the Good Navigation Status of the TEN-T inland waterways | 2.442,00 €   |          |          | 2.442,00 €   |
| Task 1.d - Cooperation with the European Coordinators, national stakeholders and other Member States   | 111.150,00 € |          |          | 111.150,00 € |



# Example Belgium

## Work Package 1 : Table 18 on page 48

Table 18. Yearly lump sum contribution per Member State and associated third country for Work Package 1

| MS | ETCs | Horizontal priorities | Activity A - Staff cost | Activity A - Travel cost | Activity B - Staff cost | Activity C - Staff cost | Activity D - Staff cost | Lump sum per year | Total for 3 years |
|----|------|-----------------------|-------------------------|--------------------------|-------------------------|-------------------------|-------------------------|-------------------|-------------------|
| BE | 2    | 2                     | 19 836                  | 2 350                    | 4 544                   | 2 442                   | 111 150                 | 140 292           | 420 876           |
| BG | 3    | 2                     | 4 320                   | 7 086                    | 1 056                   | 188                     | 23 500                  | 36 150            | 108 450           |
| CZ | 2    | 1                     | 6 072                   | 7 573                    | 1 518                   | 306                     | 35 650                  | 51 119            | 153 357           |
| DK | 1    | 2                     | 15 048                  | 4 500                    | 3 010                   | 0                       | 88 350                  | 110 908           | 332 724           |
| DE | 5    | 2                     | 27 000                  | 8 275                    | 7 128                   | 7 664                   | 141 750                 | 191 817           | 575 451           |
| EE | 2    | 2                     | 7 656                   | 6 294                    | 1 742                   | 0                       | 42 900                  | 58 592            | 175 776           |
| IE | 2    | 2                     | 18 096                  | 6 713                    | 4 118                   | 0                       | 101 400                 | 130 327           | 390 981           |
| EL | 2    | 2                     | 6 612                   | 6 699                    | 1 505                   | 0                       | 37 050                  | 51 866            | 155 598           |
| ES | 2    | 2                     | 10 788                  | 5 722                    | 2 455                   | 114                     | 60 450                  | 79 529            | 238 587           |
| FR | 4    | 2                     | 22 188                  | 7 210                    | 5 676                   | 3 347                   | 118 250                 | 156 671           | 470 013           |
| HR | 4    | 2                     | 10 836                  | 8 858                    | 2 772                   | 454                     | 57 750                  | 80 670            | 242 010           |
| IT | 5    | 2                     | 24 000                  | 9 737                    | 6 336                   | 1 459                   | 126 000                 | 167 532           | 502 596           |
| CY | 2    | 1                     | 5 808                   | 4 680                    | 1 452                   | 0                       | 34 100                  | 46 040            | 138 120           |
| LV | 2    | 2                     | 5 220                   | 6 279                    | 1 188                   | 0                       | 29 250                  | 41 937            | 125 811           |
| LT | 2    | 2                     | 6 264                   | 6 145                    | 1 426                   | 191                     | 35 100                  | 49 126            | 147 378           |
| LU | 1    | 1                     | 11 880                  | 3 521                    | 2 614                   | 98                      | 75 900                  | 94 013            | 282 039           |
| HU | 5    | 1                     | 9 288                   | 8 868                    | 2 614                   | 292                     | 49 500                  | 70 562            | 211 686           |
| MT | 1    | 1                     | 3 780                   | 3 715                    | 832                     | 0                       | 24 150                  | 32 477            | 97 431            |
| NL | 2    | 2                     | 24 012                  | 4 415                    | 5 465                   | 4 008                   | 134 550                 | 172 450           | 517 350           |
| AT | 4    | 1                     | 21 600                  | 8 597                    | 5 940                   | 686                     | 117 500                 | 154 323           | 462 969           |
| PL | 3    | 2                     | 6 480                   | 7 552                    | 1 584                   | 32                      | 35 250                  | 50 898            | 152 694           |
| PT | 1    | 2                     | 5 544                   | 5 770                    | 1 109                   | 261                     | 32 550                  | 45 234            | 135 702           |
| RO | 2    | 2                     | 7 308                   | 6 289                    | 1 663                   | 1 079                   | 40 950                  | 57 289            | 171 867           |
| SI | 3    | 2                     | 14 688                  | 8 019                    | 3 590                   | 0                       | 79 900                  | 106 197           | 318 591           |
| SK | 3    | 1                     | 6 960                   | 8 170                    | 1 848                   | 330                     | 39 000                  | 56 308            | 168 924           |
| FI | 3    | 2                     | 19 440                  | 8 674                    | 4 752                   | 1 071                   | 105 750                 | 139 687           | 419 061           |
| SE | 2    | 2                     | 14 964                  | 5 337                    | 3 406                   | 1 156                   | 83 850                  | 108 713           | 326 139           |
| UA | 4    | 2                     | 2 322                   | 11 633                   | 356                     | 0                       | 12 375                  | 26 686            | 80 058            |
| MD | 1    | 1                     | 984                     | 4 062                    | 135                     | 0                       | 5 894                   | 11 075            | 33 225            |

E9 =SUM(B9:D9)

| CEF TA LUMP SUM GRANT CALCULATOR   |              |              |              |              |
|--|--------------|--------------|--------------|--------------|
| Member State   | BELGIUM      |              |              |              |
| Beneficiary name   |              |              |              |              |
| WP   | 2025         | 2026         | 2027         | Total        |
| Forms of funding   | lump sum     | lump sum     | lump sum     |              |
| WP1 - Cooperation within the European Transport Corridors  | 140.292,00 € | 140.292,00 € | 140.292,00 € | 420.876,00 € |
| Task 1.a - Participation in meetings such as Corridor Forums/HP Forums, working groups and conferences   | 22.186,00 €  | 22.186,00 €  | 22.186,00 €  | 66.558,00 €  |
| Task 1.b - Consultation and approval of the regularly updated Corridor Work Plans related implementing acts  | 4.514,00 €   | 4.514,00 €   | 4.514,00 €   | 13.542,00 €  |
| Task 1.c - Consultation of implementing acts defining the reference water levels related to the Good Navigation status of the TEN-T inland waterways | 2.442,00 €   | 2.442,00 €   | 2.442,00 €   | 7.326,00 €   |
| Task 1.d - Cooperation with the European Coordinators, national stakeholders and other Member States   | 111.150,00 € | 111.150,00 € | 111.150,00 € | 333.450,00 € |

# Example Belgium

## Work Package 2 : Table 19 on page 51 & 52 (Cluster A) and table 20 on page 54 (Cluster B)

Table 19 Yearly lump sum contribution per Member State for Work Package 2 (Cluster A) Sustainable urban mobility planning (SUMP)

| MS           | Nr of urban nodes | NACE Rev 2 section O Daily rate unit contributions | National SUMP support programme (Task 2.a) | National network of urban nodes (Task 2.b) | National SUMP Guidelines (Task 2.c) | Assessment of SUMPs of urban nodes (Task 2.d) | Expert support to urban nodes to update their SUMPs (Task 2.e) | Lump sum contribution 2025-27 |
|--------------|-------------------|--|--|--|-------------------------------------|---|--|-------------------------------|
| BE           | 11                | 424,0  | 50.880                                     | 38.160                                     | 33.920                              | 23.320  | 46.640   | 192.920                       |
| BG           | 7                 | 73,6   | 8.832                                      | 6.624                                      | 5.888                               | 2.576   | 5.152  | 29.072                        |
| CZ           | 10                | 169,6  | 20.352                                     | 15.264                                     | 13.568                              | 8.480   | 16.960   | 74.624                        |
| DK           | 4                 | 443,2  | 53.184                                     | 39.888                                     | 35.456                              | 8.864   | 17.728   | 155.120                       |
| DE           | 78                | 342,4  | 41.088                                     | 30.816                                     | 27.392                              | 133.536                                       | 267.072  | 499.904                       |
| EE           | 2                 | 160,0  | 19.200                                     | 14.400                                     | 12.800                              | 1.600   | 3.200  | 51.200                        |
| IE           | 4                 | 389,6  | 46.752                                     | 35.064                                     | 31.168                              | 7.792   | 15.584   | 136.360                       |
| EL           | 17                | 141,6  | 16.992                                     | 12.744                                     | 11.328                              | 12.036  | 24.072   | 77.172                        |
| ES           | 49                | 236,0  | 28.320                                     | 21.240                                     | 18.880                              | 57.820  | 115.640  | 241.900                       |
| FR           | 42                | 336,0  | 40.320                                     | 30.240                                     | 26.880                              | 70.560  | 141.120  | 309.120                       |
| HR           | 5                 | 138,4  | 16.608                                     | 12.456                                     | 11.072                              | 3.460   | 6.920  | 50.516                        |
| IT           | 50                | 317,6  | 38.112                                     | 28.584                                     | 25.408                              | 79.400  | 158.800  | 330.304                       |
| CY           | 3                 | 172,0  | 20.640                                     | 15.480                                     | 13.760                              | 2.580   | 5.160  | 57.620                        |
| LV           | 1                 | 112,0  | 13.440                                     | 10.080                                     | 8.960                               | 560   | 1.120  | 34.160                        |
| LT           | 5                 | 130,4  | 15.648                                     | 11.736                                     | 10.432                              | 3.260   | 6.520  | 47.596                        |
| LU           | 1                 | 494,4  | 59.328                                     | 44.496                                     | 39.552                              | 2.472   | 4.944  | 150.792                       |
| HU           | 9                 | 120,0  | 14.400                                     | 10.800                                     | 9.600                               | 5.400   | 10.800   | 51.000                        |
| MT           | 1                 | 131,2  | 15.744                                     | 11.808                                     | 10.496                              | 656   | 1.312  | 40.016                        |
| NL           | 26                | 512,8  | 61.536                                     | 46.152                                     | 41.024                              | 66.664  | 133.328  | 348.704                       |
| AT           | 9                 | 380,0  | 45.600                                     | 34.200                                     | 30.400                              | 17.100  | 34.200   | 161.500                       |
| PL           | 30                | 106,4  | 12.768                                     | 9.576                                      | 8.512                               | 15.960  | 31.920   | 78.736                        |
| PT           | 14                | 156,8  | 18.816                                     | 14.112                                     | 12.544                              | 10.976  | 21.952   | 78.400                        |
| RO           | 23                | 145,6  | 17.472                                     | 13.104                                     | 11.648                              | 16.744  | 33.488   | 92.456                        |
| SI           | 2                 | 246,4  | 29.568                                     | 22.176                                     | 19.712                              | 2.464   | 4.928  | 78.848                        |
| SK           | 4                 | 148,8  | 17.856                                     | 13.392                                     | 11.904                              | 2.976   | 5.952  | 52.080                        |
| FI           | 7                 | 348,0  | 41.760                                     | 31.320                                     | 27.840                              | 12.180  | 24.360   | 137.460                       |
| SE           | 18                | 357,6  | 42.912                                     | 32.184                                     | 28.608                              | 32.184  | 64.368   | 200.256                       |
| <b>Total</b> | <b>432</b>        |  | <b>808.128</b>                             | <b>606.096</b>                             | <b>538.752</b>                      | <b>601.620</b>                                | <b>1.203.240</b>   | <b>3.757.836</b>              |

CEF TA LUMP SUM GRANT CALCULATOR

Member State: BELGIUM

Beneficiary name:

| WP   | Forms of funding |          |             | Total        |
|--|------------------|----------|-------------|--------------|
|  | 2025             | 2026     | 2027        |              |
|  | lump sum         | lump sum | lump sum    |              |
| WP2 - Support to urban nodes   |                  |          |             | 192.920,00 € |
| Task 2.a - Cluster A Sustainable urban mobility planning (SUMP) - Adopting a national SUMP support programme |                  |          | 50.880,00 € | 50.880,00 €  |
| Task 2.b - Cluster A Sustainable urban mobility planning (SUMP) - National network of urban nodes            |                  |          | 38.160,00 € | 38.160,00 €  |
| Task 2.c - Cluster A Sustainable urban mobility planning (SUMP) - Preparation of national SUMP Guidelines    |                  |          | 33.920,00 € | 33.920,00 €  |
| Task 2.d - Cluster A Sustainable urban mobility planning (SUMP) - Assessing the preparedness of urban nodes  |                  |          | 23.320,00 € | 23.320,00 €  |
| Task 2.e - Cluster A Sustainable urban mobility planning (SUMP) - Expert support to urban nodes              |                  |          | 46.640,00 € | 46.640,00 €  |
| Task 2.f - Cluster B Urban Mobility Indicators (UMI) - Analysis of data availability                         |                  |          |             | - €          |
| Task 2.g - Cluster B Urban Mobility Indicators (UMI) - Support to implement the data generation plans        |                  |          |             | - €          |



## Example Belgium

Work Package 2 : Table 19 on page 51 & 52  
(Cluster A) and table 20 on page 54 (Cluster B)

Table 20 Yearly lump sum contribution per Member State for Work Package 2 (Cluster B) Urban Mobility Indicators (UMI)

| MS           | Nr of urban nodes | NACE Rev 2 section O Daily rate unit contributions | Analysis of data availability for urban mobility indicators (task 2.f) | Support to implement data generation plans (task 2.g) | Lump sum contribution 2025-27 |
|--------------|-------------------|--|--|---|-------------------------------|
| BE           | 11                | 424,0  | 93.280   | 279.840   | 373.120                       |
| BG           | 7                 | 73,6   | 10.304   | 30.912  | 41.216                        |
| CZ           | 10                | 169,6  | 33.920   | 101.760   | 135.680                       |
| DK           | 4                 | 443,2  | 35.456   | 106.368   | 141.824                       |
| DE           | 78                | 342,4  | 267.072  | 1.068.288   | 1.335.360                     |
| EE           | 2                 | 160,0  | 6.400  | 19.200  | 25.600                        |
| IE           | 4                 | 389,6  | 31.168   | 93.504  | 124.672                       |
| EL           | 17                | 141,6  | 48.144   | 144.432   | 192.576                       |
| ES           | 49                | 236,0  | 115.640  | 462.560   | 578.200                       |
| FR           | 42                | 336,0  | 141.120  | 564.480   | 705.600                       |
| HR           | 5                 | 138,4  | 13.840   | 41.520  | 55.360                        |
| IT           | 50                | 317,6  | 158.800  | 635.200   | 794.000                       |
| CY           | 3                 | 172,0  | 10.320   | 30.960  | 41.280                        |
| LV           | 1                 | 112,0  | 2.240  | 6.720   | 8.960                         |
| LT           | 5                 | 130,4  | 13.040   | 39.120  | 52.160                        |
| LU           | 1                 | 494,4  | 9.888  | 29.664  | 39.552                        |
| HU           | 9                 | 120,0  | 21.600   | 64.800  | 86.400                        |
| MT           | 1                 | 131,2  | 2.624  | 7.872   | 10.496                        |
| NL           | 26                | 512,8  | 199.992  | 599.976   | 799.968                       |
| AT           | 9                 | 380,0  | 68.400   | 205.200   | 273.600                       |
| PL           | 30                | 106,4  | 47.880   | 143.640   | 191.520                       |
| PT           | 14                | 156,8  | 43.904   | 131.712   | 175.616                       |
| RO           | 23                | 145,6  | 50.232   | 184.184   | 234.416                       |
| SI           | 2                 | 246,4  | 9.856  | 29.568  | 39.424                        |
| SK           | 4                 | 148,8  | 11.904   | 35.712  | 47.616                        |
| FI           | 7                 | 348,0  | 48.720   | 146.160   | 194.880                       |
| SE           | 18                | 357,6  | 128.736  | 386.208   | 514.944                       |
| <b>Total</b> | <b>432</b>        |  | <b>1.624.480</b>   | <b>5.589.560</b>                                      | <b>7.214.040</b>              |

E20 =SUM(B20:D20)

| CEF TA LUMP SUM GRANT CALCULATOR   |          |          |              |              |
|--|----------|----------|--------------|--------------|
| Member State   | BELGIUM  |          |              |              |
| Beneficiary name   |          |          |              |              |
| WP   | 2025     | 2026     | 2027         | Total        |
| Forms of funding   | lump sum | lump sum | lump sum     |              |
| WP2 - Support to urban nodes   |          |          | 566.040,00 € | 566.040,00 € |
| Task 2.a - Cluster A Sustainable urban mobility planning (SUMP) - Adopting a national SUMP support programme |          |          | 50.880,00 €  | 50.880,00 €  |
| Task 2.b - Cluster A Sustainable urban mobility planning (SUMP) - National network of urban nodes            |          |          | 38.160,00 €  | 38.160,00 €  |
| Task 2.c - Cluster A Sustainable urban mobility planning (SUMP) - Preparation of national SUMP Guidelines    |          |          | 33.920,00 €  | 33.920,00 €  |
| Task 2.d - Cluster A Sustainable urban mobility planning (SUMP) - Assessing the preparedness of urban nodes  |          |          | 23.320,00 €  | 23.320,00 €  |
| Task 2.e - Cluster A Sustainable urban mobility planning (SUMP) - Expert support to urban nodes              |          |          | 46.640,00 €  | 46.640,00 €  |
| Task 2.f - Cluster B Urban Mobility Indicators (UMI) - Analysis of data availability                         |          |          | 93.280,00 €  | 93.280,00 €  |
| Task 2.g - Cluster B Urban Mobility Indicators (UMI) - Support to implement the data generation plans        |          |          | 279.840,00 € | 279.840,00 € |

Ready Accessibility: Investigate Average: 186.560,00 € Count: 2 - Sum: 373.120,00 €

# Example Belgium

## Work Package 3 : Table 22 on page 58

Table 22 Annual lump sum contributions per Member State for Work Package 3 and total for 2025-2027

| MS           | No. of RFCs | Lump sum per year |               |               |               |               |               | Total          | Lump sum for 3 years (total) |
|--------------|-------------|-------------------|---------------|---------------|---------------|---------------|---------------|----------------|------------------------------|
|              |             | Activity A        |               | Activity B    |               | Activity C    | Activity D    |                |                              |
|              |             | Work              | Travel        | Work          | Travel        | Work          | Work          |                |                              |
| BE           | 3           | 17.100            | 2.056         | 5.700         | 504           | 6.840         | 6.840         | 39.040         | 117.120                      |
| BG           | 2           | 2.000             | 1.374         | 1.000         | 1.112         | 1.200         | 800           | 7.486          | 22.458                       |
| CZ           | 4           | 9.200             | 1.861         | 2.300         | 786           | 2.760         | 3.680         | 20.587         | 61.761                       |
| DK           | 1           | 5.700             | 762           | 5.700         | 1.004         | 6.840         | 2.280         | 22.286         | 66.858                       |
| DE           | 6           | 27.000            | 4.730         | 4.500         | 973           | 5.400         | 10.800        | 53.403         | 160.209                      |
| EE           | 1           | 2.200             | 675           | 2.200         | 1.043         | 2.640         | 880           | 9.638          | 28.914                       |
| IE           | 0           | 0                 | 0             | 0             | 0             | 0             | 0             | 0              | 0                            |
| EL           | 1           | 1.900             | 829           | 1.900         | 1.184         | 2.280         | 760           | 8.853          | 26.559                       |
| ES           | 2           | 6.200             | 1.655         | 3.100         | 1.124         | 3.720         | 2.480         | 18.279         | 54.837                       |
| FR           | 4           | 17.200            | 2.997         | 4.300         | 825           | 5.160         | 6.880         | 37.362         | 112.086                      |
| HR           | 2           | 4.200             | 1.131         | 2.100         | 801           | 2.520         | 1.680         | 12.432         | 37.296                       |
| IT           | 4           | 16.000            | 3.311         | 4.000         | 1.004         | 4.800         | 6.400         | 35.515         | 106.545                      |
| CY           | 0           | 0                 | 0             | 0             | 0             | 0             | 0             | 0              | 0                            |
| LV           | 1           | 1.500             | 671           | 1.500         | 1.031         | 1.800         | 600           | 7.102          | 21.306                       |
| LT           | 1           | 1.800             | 608           | 1.800         | 1.031         | 2.160         | 720           | 8.119          | 24.357                       |
| LU           | 1           | 6.600             | 518           | 6.600         | 778           | 7.920         | 2.640         | 25.056         | 75.168                       |
| HU           | 4           | 7.200             | 2.467         | 1.800         | 801           | 2.160         | 2.880         | 17.308         | 51.924                       |
| MT           | 0           | 0                 | 0             | 0             | 0             | 0             | 0             | 0              | 0                            |
| NL           | 3           | 20.700            | 2.144         | 6.900         | 825           | 8.280         | 8.280         | 47.129         | 141.387                      |
| AT           | 5           | 25.000            | 3.172         | 5.000         | 515           | 6.000         | 10.000        | 49.687         | 149.061                      |
| PL           | 3           | 4.500             | 2.141         | 1.500         | 988           | 1.800         | 1.800         | 12.729         | 38.187                       |
| PT           | 1           | 2.100             | 826           | 2.100         | 1.265         | 2.520         | 840           | 9.651          | 28.953                       |
| RO           | 2           | 4.200             | 1.594         | 2.100         | 1.112         | 2.520         | 1.680         | 13.206         | 39.618                       |
| SI           | 4           | 13.600            | 2.212         | 3.400         | 801           | 4.080         | 5.440         | 29.533         | 88.599                       |
| SK           | 4           | 8.000             | 2.189         | 2.000         | 801           | 2.400         | 3.200         | 18.590         | 55.770                       |
| FI           | 0           | 0                 | 0             | 0             | 0             | 0             | 0             | 0              | 0                            |
| SE           | 1           | 4.300             | 862           | 4.300         | 1.043         | 5.160         | 1.720         | 17.385         | 52.155                       |
| <b>Total</b> |             | <b>208.200</b>    | <b>40.785</b> | <b>75.800</b> | <b>21.351</b> | <b>90.960</b> | <b>83.280</b> | <b>520.376</b> | <b>1.561.128</b>             |

B23 =17100+2056

| CEF TA LUMP SUM GRANT CALCULATOR  |             |          |          |             |
|---|-------------|----------|----------|-------------|
| Member State  | 2025        | 2026     | 2027     | Total       |
| BELGIUM   |             |          |          |             |
| Beneficiary name  |             |          |          |             |
| WP  |             |          |          |             |
| Forms of funding  | lump sum    | lump sum | lump sum |             |
| WP3 - Cooperation within the Rail Freight Corridors ensuring adequate coordination with the European Transport Corridors  | 19.156,00 € | - €      | - €      | 19.156,00 € |
| Task 3.a - Preparation of, participation in and follow-up to meetings at corridor level involving stakeholders of the rail freight corridor and cooperation with the European Coordinator responsible for the corresponding European Transport Corridor | 19.156,00 € |          |          | 19.156,00 € |
| Task 3.b - Preparation of, participation in and follow-up to meetings for coordination between several or all rail freight corridors  |             |          |          | - €         |
| Task 3.c - Coordination activities within the Member State involving in particular the infrastructure manager(s), railway undertakings, terminal owners and managers, regional and local authorities and other relevant stakeholders                    |             |          |          | - €         |
| Task 3.d - Preparation of the report pursuant to Article 22 of the Regulation   |             |          |          | - €         |



# Example Belgium

## Work Package 3 : Table 22 on page 58

Table 22 Annual lump sum contributions per Member State for Work Package 3 and total for 2025-2027

| MS           | No. of RFCs | Lump sum per year |               |               |               |               |               |                | Lump sum for 3 years (total) |
|--------------|-------------|-------------------|---------------|---------------|---------------|---------------|---------------|----------------|------------------------------|
|              |             | Activity A        |               | Activity B    |               | Activity C    | Activity D    | Total          |                              |
|              |             | Work              | Travel        | Work          | Travel        | Work          | Work          |                |                              |
| BE           | 3           | 17.100            | 2.056         | 5.700         | 504           | 6.840         | 6.840         | 39.040         | 117.120                      |
| BG           | 2           | 2.000             | 1.374         | 1.000         | 1.112         | 1.200         | 800           | 7.486          | 22.458                       |
| CZ           | 4           | 9.200             | 1.861         | 2.300         | 786           | 2.760         | 3.680         | 20.587         | 61.761                       |
| DK           | 1           | 5.700             | 762           | 5.700         | 1.004         | 6.840         | 2.280         | 22.286         | 66.858                       |
| DE           | 6           | 27.000            | 4.730         | 4.500         | 973           | 5.400         | 10.800        | 53.403         | 160.209                      |
| EE           | 1           | 2.200             | 675           | 2.200         | 1.043         | 2.640         | 880           | 9.638          | 28.914                       |
| IE           | 0           | 0                 | 0             | 0             | 0             | 0             | 0             | 0              | 0                            |
| EL           | 1           | 1.900             | 829           | 1.900         | 1.184         | 2.280         | 760           | 8.853          | 26.559                       |
| ES           | 2           | 6.200             | 1.655         | 3.100         | 1.124         | 3.720         | 2.480         | 18.279         | 54.837                       |
| FR           | 4           | 17.200            | 2.997         | 4.300         | 825           | 5.160         | 6.880         | 37.362         | 112.086                      |
| HR           | 2           | 4.200             | 1.131         | 2.100         | 801           | 2.520         | 1.680         | 12.432         | 37.296                       |
| IT           | 4           | 16.000            | 3.311         | 4.000         | 1.004         | 4.800         | 6.400         | 35.515         | 106.545                      |
| CY           | 0           | 0                 | 0             | 0             | 0             | 0             | 0             | 0              | 0                            |
| LV           | 1           | 1.500             | 671           | 1.500         | 1.031         | 1.800         | 600           | 7.102          | 21.306                       |
| LT           | 1           | 1.800             | 608           | 1.800         | 1.031         | 2.160         | 720           | 8.119          | 24.357                       |
| LU           | 1           | 6.600             | 518           | 6.600         | 778           | 7.920         | 2.640         | 25.056         | 75.168                       |
| HU           | 4           | 7.200             | 2.467         | 1.800         | 801           | 2.160         | 2.880         | 17.308         | 51.924                       |
| MT           | 0           | 0                 | 0             | 0             | 0             | 0             | 0             | 0              | 0                            |
| NL           | 3           | 20.700            | 2.144         | 6.900         | 825           | 8.280         | 8.280         | 47.129         | 141.387                      |
| AT           | 5           | 25.000            | 3.172         | 5.000         | 515           | 6.000         | 10.000        | 49.687         | 149.061                      |
| PL           | 3           | 4.500             | 2.141         | 1.500         | 988           | 1.800         | 1.800         | 12.729         | 38.187                       |
| PT           | 1           | 2.100             | 826           | 2.100         | 1.265         | 2.520         | 840           | 9.651          | 28.953                       |
| RO           | 2           | 4.200             | 1.594         | 2.100         | 1.112         | 2.520         | 1.680         | 13.206         | 39.618                       |
| SI           | 4           | 13.600            | 2.212         | 3.400         | 801           | 4.080         | 5.440         | 29.533         | 88.599                       |
| SK           | 4           | 8.000             | 2.189         | 2.000         | 801           | 2.400         | 3.200         | 18.590         | 55.770                       |
| FI           | 0           | 0                 | 0             | 0             | 0             | 0             | 0             | 0              | 0                            |
| SE           | 1           | 4.300             | 862           | 4.300         | 1.043         | 5.160         | 1.720         | 17.385         | 52.155                       |
| <b>Total</b> |             | <b>208.200</b>    | <b>40.785</b> | <b>75.800</b> | <b>21.351</b> | <b>90.960</b> | <b>83.280</b> | <b>520.376</b> | <b>1.561.128</b>             |

B24 =5700+504

| CEF TA LUMP SUM GRANT CALCULATOR  |             |          |          |             |
|---|-------------|----------|----------|-------------|
| Member State  | BELGIUM     |          |          |             |
| Beneficiary name  |             |          |          |             |
| WP  | 2025        | 2026     | 2027     | Total       |
| Forms of funding  | lump sum    | lump sum | lump sum |             |
| WP3 - Cooperation within the Rail Freight Corridors ensuring adequate coordination with the European Transport Corridors  | 25.360,00 € | - €      | - €      | 25.360,00 € |
| Task 3.a - Preparation of, participation in and follow-up to meetings at corridor level involving stakeholders of the rail freight corridor and cooperation with the European Coordinator responsible for the corresponding European Transport Corridor | 19.156,00 € |          |          | 19.156,00 € |
| Task 3.b - Preparation of, participation in and follow-up to meetings for coordination between several or all rail freight corridors  | 6.204,00 €  |          |          | 6.204,00 €  |
| Task 3.c - Coordination activities within the Member State involving in particular the infrastructure manager(s), railway undertakings, terminal owners and managers, regional and local authorities and other relevant stakeholders                    |             |          |          | - €         |
| Task 3.d - Preparation of the report pursuant to Article 22 of the Regulation   |             |          |          | - €         |



# Example Belgium

## Work Package 3 : Table 22 on page 58

Table 22 Annual lump sum contributions per Member State for Work Package 3 and total for 2025-2027

| MS           | No. of RFCs | Lump sum per year |               |               |               |               |               | Lump sum for 3 years (total) |                  |
|--------------|-------------|-------------------|---------------|---------------|---------------|---------------|---------------|------------------------------|------------------|
|              |             | Activity A        |               | Activity B    |               | Activity C    | Activity D    |                              |                  |
|              |             | Work              | Travel        | Work          | Travel        | Work          | Work          |                              |                  |
| BE           | 3           | 17.100            | 2.056         | 5.700         | 504           | 6.840         | 6.840         | 39.040                       | 117.120          |
| BG           | 2           | 2.000             | 1.374         | 1.000         | 1.112         | 1.200         | 800           | 7.486                        | 22.458           |
| CZ           | 4           | 9.200             | 1.861         | 2.300         | 786           | 2.760         | 3.680         | 20.587                       | 61.761           |
| DK           | 1           | 5.700             | 762           | 5.700         | 1.004         | 6.840         | 2.280         | 22.286                       | 66.858           |
| DE           | 6           | 27.000            | 4.730         | 4.500         | 973           | 5.400         | 10.800        | 53.403                       | 160.209          |
| EE           | 1           | 2.200             | 675           | 2.200         | 1.043         | 2.640         | 880           | 9.638                        | 28.914           |
| IE           | 0           | 0                 | 0             | 0             | 0             | 0             | 0             | 0                            | 0                |
| EL           | 1           | 1.900             | 829           | 1.900         | 1.184         | 2.280         | 760           | 8.853                        | 26.559           |
| ES           | 2           | 6.200             | 1.655         | 3.100         | 1.124         | 3.720         | 2.480         | 18.279                       | 54.837           |
| FR           | 4           | 17.200            | 2.997         | 4.300         | 825           | 5.160         | 6.880         | 37.362                       | 112.086          |
| HR           | 2           | 4.200             | 1.131         | 2.100         | 801           | 2.520         | 1.680         | 12.432                       | 37.296           |
| IT           | 4           | 16.000            | 3.311         | 4.000         | 1.004         | 4.800         | 6.400         | 35.515                       | 106.545          |
| CY           | 0           | 0                 | 0             | 0             | 0             | 0             | 0             | 0                            | 0                |
| LV           | 1           | 1.500             | 671           | 1.500         | 1.031         | 1.800         | 600           | 7.102                        | 21.306           |
| LT           | 1           | 1.800             | 608           | 1.800         | 1.031         | 2.160         | 720           | 8.119                        | 24.357           |
| LU           | 1           | 6.600             | 518           | 6.600         | 778           | 7.920         | 2.640         | 25.056                       | 75.168           |
| HU           | 4           | 7.200             | 2.467         | 1.800         | 801           | 2.160         | 2.880         | 17.308                       | 51.924           |
| MT           | 0           | 0                 | 0             | 0             | 0             | 0             | 0             | 0                            | 0                |
| NL           | 3           | 20.700            | 2.144         | 6.900         | 825           | 8.280         | 8.280         | 47.129                       | 141.387          |
| AT           | 5           | 25.000            | 3.172         | 5.000         | 515           | 6.000         | 10.000        | 49.687                       | 149.061          |
| PL           | 3           | 4.500             | 2.141         | 1.500         | 988           | 1.800         | 1.800         | 12.729                       | 38.187           |
| PT           | 1           | 2.100             | 826           | 2.100         | 1.265         | 2.520         | 840           | 9.651                        | 28.953           |
| RO           | 2           | 4.200             | 1.594         | 2.100         | 1.112         | 2.520         | 1.680         | 13.206                       | 39.618           |
| SI           | 4           | 13.600            | 2.212         | 3.400         | 801           | 4.080         | 5.440         | 29.533                       | 88.599           |
| SK           | 4           | 8.000             | 2.189         | 2.000         | 801           | 2.400         | 3.200         | 18.590                       | 55.770           |
| FI           | 0           | 0                 | 0             | 0             | 0             | 0             | 0             | 0                            | 0                |
| SE           | 1           | 4.300             | 862           | 4.300         | 1.043         | 5.160         | 1.720         | 17.385                       | 52.155           |
| <b>Total</b> |             | <b>208.200</b>    | <b>40.785</b> | <b>75.800</b> | <b>21.351</b> | <b>90.960</b> | <b>83.280</b> | <b>520.376</b>               | <b>1.561.128</b> |

E22 : X ✓ fx =SUM(B22:D22)

| CEF TA LUMP SUM GRANT CALCULATOR  |             |             |             |              |
|---|-------------|-------------|-------------|--------------|
| Member State  | 2025        | 2026        | 2027        | Total        |
| BELGIUM   |             |             |             |              |
| Beneficiary name  |             |             |             |              |
| WP  |             |             |             |              |
| Forms of funding  | lump sum    | lump sum    | lump sum    |              |
| WP3 - Cooperation within the Rail Freight Corridors ensuring adequate coordination with the European Transport Corridors  | 39.040,00 € | 39.040,00 € | 39.040,00 € | 117.120,00 € |
| Task 3.a - Preparation of, participation in and follow-up to meetings at corridor level involving stakeholders of the rail freight corridor and cooperation with the European Coordinator responsible for the corresponding European Transport Corridor | 19.156,00 € | 19.156,00 € | 19.156,00 € | 57.468,00 €  |
| Task 3.b - Preparation of, participation in and follow-up to meetings for coordination between several or all rail freight corridors  | 6.204,00 €  | 6.204,00 €  | 6.204,00 €  | 18.612,00 €  |
| Task 3.c - Coordination activities within the Member State involving in particular the infrastructure manager(s), railway undertakings, terminal owners and managers, regional and local authorities and other relevant stakeholders                    | 6.840,00 €  | 6.840,00 €  | 6.840,00 €  | 20.520,00 €  |
| Task 3.d - Preparation of the report pursuant to Article 22 of the Regulation   | 6.840,00 €  | 6.840,00 €  | 6.840,00 €  | 20.520,00 €  |

## Example Bulgaria

Work Package 4 : Table 24 on page 59, table 25 on page 60, table 26 on page 61 & 62 and table 27 on page 62 & 63

Table 24 Annual lump sum per Cohesion Member State for communication sub-activity 4(a) – Info Days

| COUNTRY | 2025      | 2026      | 2027      | Total     |
|---------|-----------|-----------|-----------|-----------|
| BG      | 5 120,00  | 5 120,00  | 5 120,00  | 15 360,00 |
| CZ      | 11 776,00 | 11 776,00 | 11 776,00 | 35 328,00 |
| EE      | 11 264,00 | 11 264,00 | 11 264,00 | 33 792,00 |
| EL      | 9 728,00  | 9 728,00  | 9 728,00  | 29 184,00 |
| HR      | 10 752,00 | 10 752,00 | 10 752,00 | 32 256,00 |
| CY      | 11 264,00 | 11 264,00 | 11 264,00 | 33 792,00 |
| LV      | 7 680,00  | 7 680,00  | 7 680,00  | 23 040,00 |
| LT      | 9 216,00  | 9 216,00  | 9 216,00  | 27 648,00 |
| HU      | 9 216,00  | 9 216,00  | 9 216,00  | 27 648,00 |
| MT      | 10 752,00 | 10 752,00 | 10 752,00 | 32 256,00 |
| PL      | 7 680,00  | 7 680,00  | 7 680,00  | 23 040,00 |
| PT      | 10 752,00 | 10 752,00 | 10 752,00 | 32 256,00 |
| RO      | 10 752,00 | 10 752,00 | 10 752,00 | 32 256,00 |
| SI      | 17 408,00 | 17 408,00 | 17 408,00 | 52 224,00 |
| SK      | 10 240,00 | 10 240,00 | 10 240,00 | 30 720,00 |

Table 25 Annual lump sum per Cohesion Member State for communication sub-activity 4(a) – Project results

| MS | 2025      | 2026      | 2027      | Total      |
|----|-----------|-----------|-----------|------------|
| BG | 8 544,00  | 9 522,00  | 9 064,00  | 27 130,00  |
| CZ | 89 554,00 | 99 802,00 | 95 007,00 | 284 363,00 |
| EE | 55 181,00 | 61 497,00 | 58 542,00 | 175 220,00 |
| EL | 24 913,00 | 27 765,00 | 26 430,00 | 79 108,00  |
| HR | 31 772,00 | 35 408,00 | 33 707,00 | 100 887,00 |
| CY | 11 095,00 | 12 365,00 | 11 771,00 | 35 231,00  |
| LV | 40 583,00 | 45 227,00 | 43 054,00 | 128 864,00 |
| LT | 42 292,00 | 47 132,00 | 44 867,00 | 134 291,00 |
| HU | 40 049,00 | 44 632,00 | 42 488,00 | 127 169,00 |
| MT | 8 410,00  | 9 373,00  | 8 922,00  | 26 705,00  |
| PL | 75 648,00 | 84 305,00 | 80 254,00 | 240 207,00 |
| PT | 31 243,00 | 34 818,00 | 33 145,00 | 99 206,00  |
| RO | 55 072,00 | 61 374,00 | 58 425,00 | 174 871,00 |
| SI | 30 360,00 | 33 834,00 | 32 209,00 | 96 403,00  |
| SK | 42 719,00 | 47 608,00 | 45 320,00 | 135 647,00 |

B28 = -5120+8544

| CEF TA LUMP SUM GRANT CALCULATOR  |             |      |      |             |
|---|-------------|------|------|-------------|
| Member State  | 2025        | 2026 | 2027 | Total       |
| BULGARIA  |             |      |      |             |
| Beneficiary name  |             |      |      |             |
| WP  |             |      |      |             |
| Forms of funding  |             |      |      |             |
| WP4 - CEF 2021-2027: Communication, appraisal of CEF project proposals and technical monitoring of CEF 2 projects in Cohesion countries | 13.664,00 € | - €  | - €  | 13.664,00 € |
| Task 4.a - Communication  | 13.664,00 € |      |      | 13.664,00 € |
| Task 4.b - Appraisal of CEF project proposals   |             |      |      | - €         |
| Task 4.c - Technical monitoring of the selected ongoing projects  |             |      |      | - €         |



## Example Bulgaria

Work Package 4 : Table 24 on page 59, table 25 on page 60, table 26 on page 61 & 62 and table 27 on page 62 & 63

Table 26 Annual lump sum per Cohesion Member State for the appraisal of CEF project proposals sub-activity 4(b)

| COUNTRY | 2025      | 2026     | 2027      | Total     |
|---------|-----------|----------|-----------|-----------|
| BG      | 2 979,00  | 458,00   | 4 576,00  | 8 013,00  |
| CZ      | 25 872,00 | 3 974,00 | 39 743,00 | 69 589,00 |
| EE      | 14 683,00 | 2 256,00 | 22 556,00 | 39 495,00 |
| EL      | 11 359,00 | 1 745,00 | 17 450,00 | 30 554,00 |
| HR      | 11 881,00 | 1 828,00 | 18 278,00 | 31 987,00 |
| CY      | 2 708,00  | 416,00   | 4 160,00  | 7 284,00  |
| LV      | 17 129,00 | 2 631,00 | 26 313,00 | 46 073,00 |
| LT      | 14 285,00 | 2 194,00 | 21 944,00 | 38 423,00 |
| HU      | 13 685,00 | 2 102,00 | 21 022,00 | 36 809,00 |
| MT      | 3 910,00  | 601,00   | 6 006,00  | 10 517,00 |
| PL      | 32 311,00 | 4 963,00 | 49 635,00 | 86 909,00 |
| PT      | 10 573,00 | 1 624,00 | 16 242,00 | 28 439,00 |
| RO      | 16 617,00 | 2 553,00 | 25 526,00 | 44 696,00 |
| SI      | 9 073,00  | 1 394,00 | 13 938,00 | 24 405,00 |
| SK      | 12 288,00 | 1 888,00 | 18 877,00 | 33 053,00 |

| CEF TA LUMP SUM GRANT CALCULATOR  |             |          |          |             |
|---|-------------|----------|----------|-------------|
| Member State  | BULGARIA    |          |          |             |
| Beneficiary name  |             |          |          |             |
| WP  | 2025        | 2026     | 2027     | Total       |
| Forms of funding  | lump sum    | lump sum | lump sum |             |
| WP4 - CEF 2021-2027: Communication, appraisal of CEF project proposals and technical monitoring of CEF 2 projects in Cohesion countries | 16.643,00 € | - €      | - €      | 16.643,00 € |
| Task 4.a - Communication  | 13.664,00 € |          |          | 13.664,00 € |
| Task 4.b - Appraisal of CEF project proposals   | 2.979,00 €  |          |          | 2.979,00 €  |
| Task 4.c - Technical monitoring of the selected ongoing projects  |             |          |          | - €         |

## Example Bulgaria

Work Package 4 : Table 24 on page 59, table 25 on page 60, table 26 on page 61 & 62 and table 27 on page 62 & 63

Table 27 Annual lump sum per Cohesion Member State for the technical monitoring of ongoing CEF actions - sub-activity 4(c)

| COUNTRY | 2025       | 2026       | 2027       | Total      |
|---------|------------|------------|------------|------------|
| BG      | 25 631,00  | 28 565,00  | 27 192,00  | 81 388,00  |
| CZ      | 268 661,00 | 299 407,00 | 285 021,00 | 853 089,00 |
| EE      | 165 544,00 | 184 490,00 | 175 625,00 | 525 659,00 |
| EL      | 74 740,00  | 83 294,00  | 79 291,00  | 237 325,00 |
| HR      | 95 316,00  | 106 225,00 | 101 120,00 | 302 661,00 |
| CY      | 33 285,00  | 37 094,00  | 35 312,00  | 105 691,00 |
| LV      | 121 748,00 | 135 682,00 | 129 162,00 | 386 592,00 |
| LT      | 126 875,00 | 141 395,00 | 134 601,00 | 402 871,00 |
| HU      | 120 146,00 | 133 897,00 | 127 463,00 | 381 506,00 |
| MT      | 25 231,00  | 28 118,00  | 26 767,00  | 80 116,00  |
| PL      | 226 943,00 | 252 916,00 | 240 763,00 | 720 622,00 |
| PT      | 93 728,00  | 104 454,00 | 99 435,00  | 297 617,00 |
| RO      | 165 215,00 | 184 123,00 | 175 275,00 | 524 613,00 |
| SI      | 91 080,00  | 101 503,00 | 96 626,00  | 289 209,00 |
| SK      | 128 156,00 | 142 823,00 | 135 960,00 | 406 939,00 |

| CEF TA LUMP SUM GRANT CALCULATOR  |             |          |          |             |
|---|-------------|----------|----------|-------------|
| Member State  |             |          |          |             |
| Beneficiary name  |             |          |          |             |
| WP  | 2025        | 2026     | 2027     | Total       |
| Forms of funding  | lump sum    | lump sum | lump sum |             |
| WP4 - CEF 2021-2027: Communication, appraisal of CEF project proposals and technical monitoring of CEF 2 projects in Cohesion countries | 42.274,00 € | - €      | - €      | 42.274,00 € |
| Task 4.a - Communication  | 13.664,00 € |          |          | 13.664,00 € |
| Task 4.b - Appraisal of CEF project proposals   | 2.979,00 €  |          |          | 2.979,00 €  |
| Task 4.c - Technical monitoring of the selected ongoing projects  | 25.631,00 € |          |          | 25.631,00 € |

## Example Bulgaria

Work Package 5 : Table 28 on page 64 and table 29 on page 64 & 65

Table 28 Annual lump sum per Cohesion Member State for the technical and financial monitoring of legacy CEF 2014-2020 actions - Work Package 5

| COUNTRY | 2025       | 2026       | 2027 | Total      |
|---------|------------|------------|------|------------|
| BG      | 28 958,00  | 17 288,00  | 0,00 | 46 246,00  |
| CZ      | 64 205,00  | 27 321,00  | 0,00 | 91 526,00  |
| EE      | 75 493,00  | 53 203,00  | 0,00 | 128 696,00 |
| EL      | 48 877,00  | 28 676,00  | 0,00 | 77 553,00  |
| HR      | 72 994,00  | 25 124,00  | 0,00 | 98 118,00  |
| CY      | 22 483,00  | 12 300,00  | 0,00 | 34 783,00  |
| LV      | 64 167,00  | 45 256,00  | 0,00 | 109 423,00 |
| LT      | 65 162,00  | 46 945,00  | 0,00 | 112 107,00 |
| HU      | 42 287,00  | 20 183,00  | 0,00 | 62 470,00  |
| MT      | 7 915,00   | 4 166,00   | 0,00 | 12 081,00  |
| PL      | 215 467,00 | 122 301,00 | 0,00 | 337 768,00 |
| PT      | 70 963,00  | 30 621,00  | 0,00 | 101 584,00 |
| RO      | 52 941,00  | 30 416,00  | 0,00 | 83 357,00  |
| SI      | 124 496,00 | 78 530,00  | 0,00 | 203 026,00 |
| SK      | 41 018,00  | 23 576,00  | 0,00 | 64 594,00  |

| CEF TA LUMP SUM GRANT CALCULATOR  |             |          |          |             |
|---|-------------|----------|----------|-------------|
| Member State  | 2025        | 2026     | 2027     | Total       |
| BULGARIA  |             |          |          |             |
| Beneficiary name  |             |          |          |             |
| WP  |             |          |          |             |
| Forms of funding  |             |          |          |             |
| WP5 - CEF 2014-2020: Legacy management for technical and financial monitoring in Cohesion countries | lump sum    | lump sum | lump sum |             |
| Task 5.a - Technical monitoring of the selected ongoing projects                                    | 28.958,00 € | - €      | - €      | 28.958,00 € |
| Task 5.b - Communication  |             |          |          | - €         |



## Example Bulgaria

Work Package 5 : Table 28 on page 64 and table 29 on page 64 & 65

Table 29 Annual lump sum per Cohesion Member State for the communication on legacy CEF 2014-2020 actions - Work Package 5

| COUNTRY | 2025      | 2026      | 2027 | Total     |
|---------|-----------|-----------|------|-----------|
| BG      | 8 494,00  | 5 071,00  | 0,00 | 13 565,00 |
| CZ      | 18 833,00 | 8 014,00  | 0,00 | 26 847,00 |
| EE      | 22 144,00 | 15 606,00 | 0,00 | 37 750,00 |
| EL      | 14 337,00 | 8 412,00  | 0,00 | 22 749,00 |
| HR      | 21 412,00 | 7 370,00  | 0,00 | 28 782,00 |
| CY      | 6 595,00  | 3 608,00  | 0,00 | 10 203,00 |
| LV      | 18 822,00 | 13 275,00 | 0,00 | 32 097,00 |
| LT      | 19 114,00 | 13 771,00 | 0,00 | 32 885,00 |
| HU      | 12 404,00 | 5 920,00  | 0,00 | 18 324,00 |
| MT      | 2 322,00  | 1 222,00  | 0,00 | 3 544,00  |
| PL      | 63 204,00 | 35 875,00 | 0,00 | 99 079,00 |
| PT      | 20 816,00 | 8 982,00  | 0,00 | 29 798,00 |
| RO      | 15 529,00 | 8 922,00  | 0,00 | 24 451,00 |
| SI      | 36 519,00 | 23 036,00 | 0,00 | 59 555,00 |
| SK      | 12 032,00 | 6 915,00  | 0,00 | 18 947,00 |

| CEF TA LUMP SUM GRANT CALCULATOR  |             |          |          |             |
|---|-------------|----------|----------|-------------|
| Member State  | BULGARIA    |          |          |             |
| Beneficiary name  |             |          |          |             |
| WP  | 2025        | 2026     | 2027     | Total       |
| Forms of funding  | lump sum    | lump sum | lump sum |             |
| WP5 - CEF 2014-2020: Legacy management for technical and financial monitoring in Cohesion countries | 37.452,00 € | - €      | - €      | 37.452,00 € |
| Task 5.a - Technical monitoring of the selected ongoing projects                                    | 28.958,00 € |          |          | 28.958,00 € |
| Task 5.b - Communication  | 8.494,00 €  |          |          | 8.494,00 €  |